

Sd.Kfz.234/2 PUMA

S d . K f z . 2 3 4 / 2 “美洲狮”装甲车

1/72 SCALE 3001

Sd.Kfz.234/2 “美洲狮”装甲车
Sd.Kfz.234/2 PUMA

Sd.Kfz.234 (Sonderkraftfahrzeug 234) 是德国在第二次世界大战当中设计建造的装甲系列车辆。因凡尔赛条约限制德国研制生产任何坦克和履带式车辆，所以新的重型装甲车设计工作自第一次世界大战结束后就已经开始。

1940年8月，德国启动了一个新型多轴装甲车项目，该车的设计与 Sd.Kfz.231 等以前的车辆类似，但新的装甲车被要求需要在侦查任务中提供更高的机动速度、更厚的防部以及更好的武装。因此最终设计的234系列包含了装备20mm/50mm/75mm主炮，由太拖拉V12的发动机驱动，最高公路时速拥有80公里/小时，还有8个轮子提供的相较优越的越野性能。234系列主要在战时用于侦查任务，其全部车型自1943年-1945年战争结束共生产约470台。

Sd.Kfz.234/2型8轮装甲车是最为人熟知的一型，与其他型号不同的是它装备了一个搭载5cm L/60主炮的全封闭炮塔。Sd.Kfz.234/2自1943年末开始生产，一直持续到1944年中期，其生产约100台。

在470台Sd.Kfz.234装甲车中，至今只有3辆完整保存下来。从综合方面来说，Sd.Kfz.234系列装甲车是第二次世界大战中德国最优秀的装甲车，甚至是整个战争中最好的，它优秀的设计对如今仍有非常大的影响。

Sd.Kfz.234 (Sonderkraftfahrzeug 234) was a series of heavy armored vehicles designed and built by Germany during World War II. Because of the "Treaty of Versailles", Germany was not allowed to develop and produce any tanks and tracked vehicles. Hence, the work on the design of new heavy armored vehicles had begun soon since the end of World War I.

In August 1940, Germany launched a new multi-axle armored vehicle. The design of the vehicle was similar to previous vehicles — the Sd.Kfz.231. And the new heavy armored vehicle was required to provide higher mobility, thicker defenses and better weapons in reconnaissance missions. Therefore, the final design — Sd.Kfz.234 series includes equipment with 20mm/50mm/75mm main guns, driven by a Tatra V12 engine, with a maximum highway speed of 80 km/h, also the 8 wheels providing good off-road performance. The Sd.Kfz.234 series was mainly used for reconnaissance missions during WW2. A total of about 470 units of all Sd.Kfz.234 series were produced from 1943 to the end of the war in 1945.

The Sd.Kfz.234/2 8-Rad heavy armored vehicle is the most well-known type of Sd.Kfz.234 series. Different from other types, it is equipped with a fully enclosed turret with a 5cm L/60 main gun. Production of Sd.Kfz.234/2 began in late 1943 and continued until mid-1944, with a total of about 100 units produced.

470 Sd.Kfz.234 armored vehicles, only 3 have been completely survive from now. During the World War II, the Sd.Kfz.234 series of armored vehicles were Germany's best armored vehicles, or even the best in the entire war. Its excellent design still has a great influence today.

制作前请仔细阅读以下内容
Read carefully before assembly

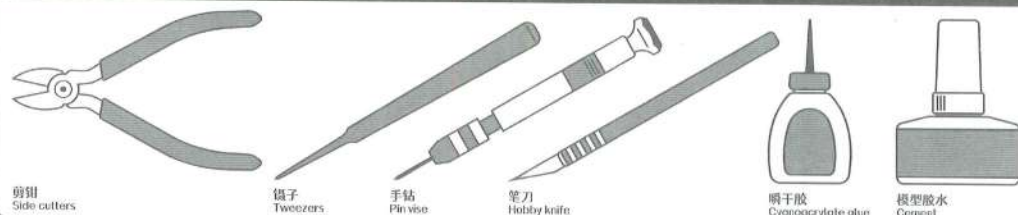
注意

- 本模型适合的最小年龄为14周岁，14周岁以下制作时应当有家长陪同。
- 请勿吞食产品包装中的物品，包括但不限于零件、说明书、包装袋等。
- 将零件取出后应立即丢弃包装袋，请勿将包装袋置于口鼻处或套在头上，以免引起窒息。
- 请勿将本产品置于明火或者高温源附近。

Caution

- This model kit is for user aged 14 or above. User under 14 should be accompanied by parents when building this kit.
- Don't swallow any items in the package, including but not limited to parts, stickers, manual and vinyl bags.
- Please throw the vinyl bags away once you unpacked parts. Don't put the bags onto mouth, nose or over the head to avoid suffocation.
- Keep this product away from fire or high temperature source.

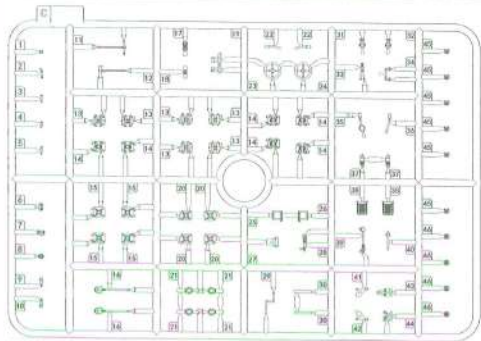
使用工具
Tools recommended



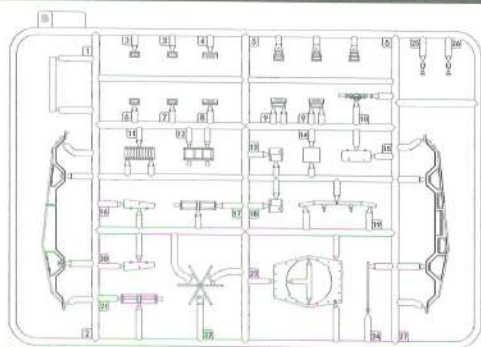
图标说明
Icon



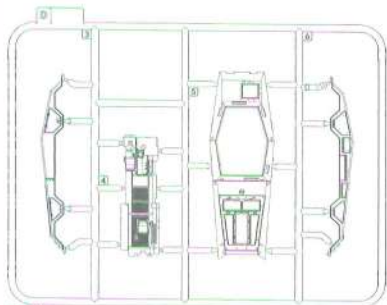
部品图
Parts



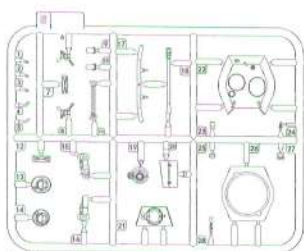
板件C x1
Parts C x1



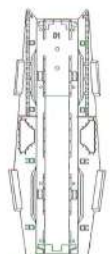
板件B x1
Parts B x1



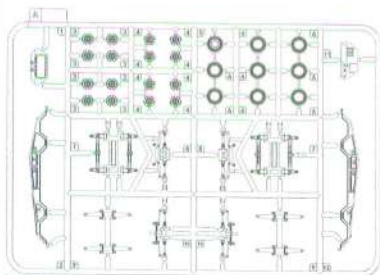
板件D x1
Parts D x1



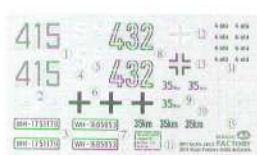
板件E x1
Parts E x1



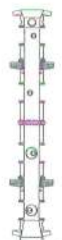
下车体 x1
Lower Hull x1




板件A x1
Parts A x1



水贴 x1
Decal x1



车架 x1
Frame x1



PE x1
PE x1



轮胎样式A x9
Wheel A x9



轮胎样式B x9
Wheel B x9



轮胎样式C x9
Wheel C x9

1. 车轮安装
Wheels Assembly



选择其一
Choose one



轮胎样式A
Wheels A



轮胎样式B
Wheels B



轮胎样式C
Wheels C

A 6

A 4

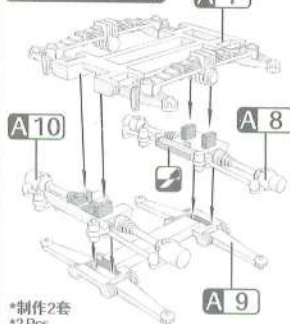
A 3

*制作8套
*8 Pcs

2. 底盘安装
Chassis Assembly

悬挂安装

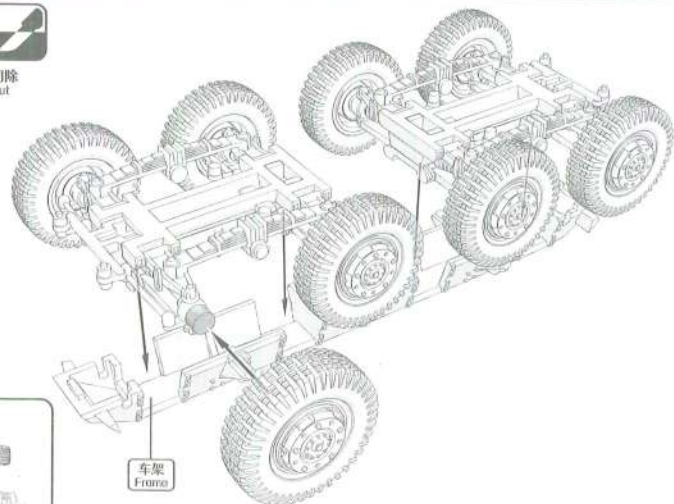
Suspension Assembly



*制作2套
*2 Pcs



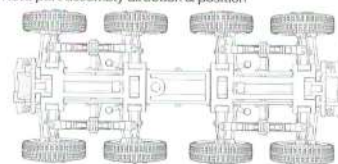
切除
Cut



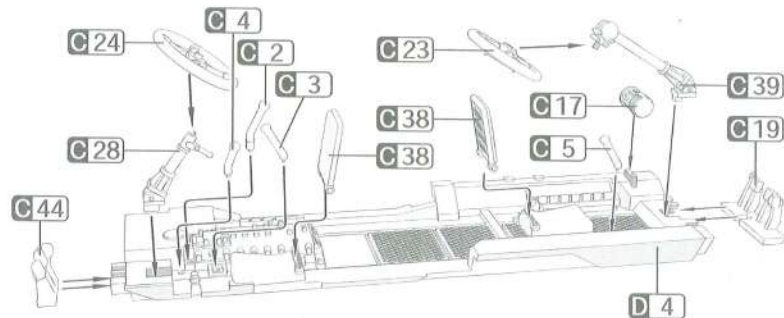
车架
Frame

*注意零件安装方向与位置

*Note part assembly direction & position



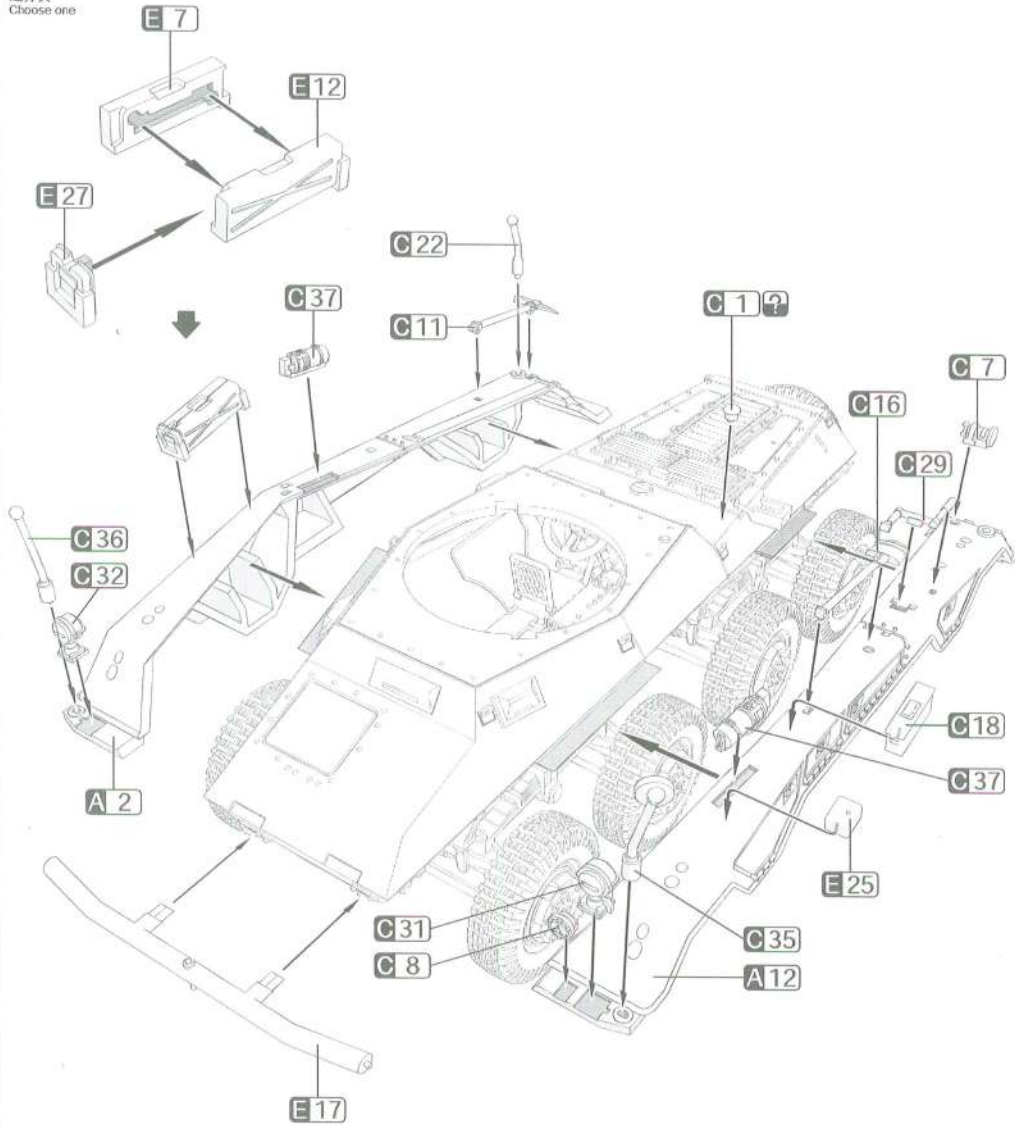
3. 驾驶室安装
Cabin Interior Assembly



7. 配件组装
Accessories Assembly

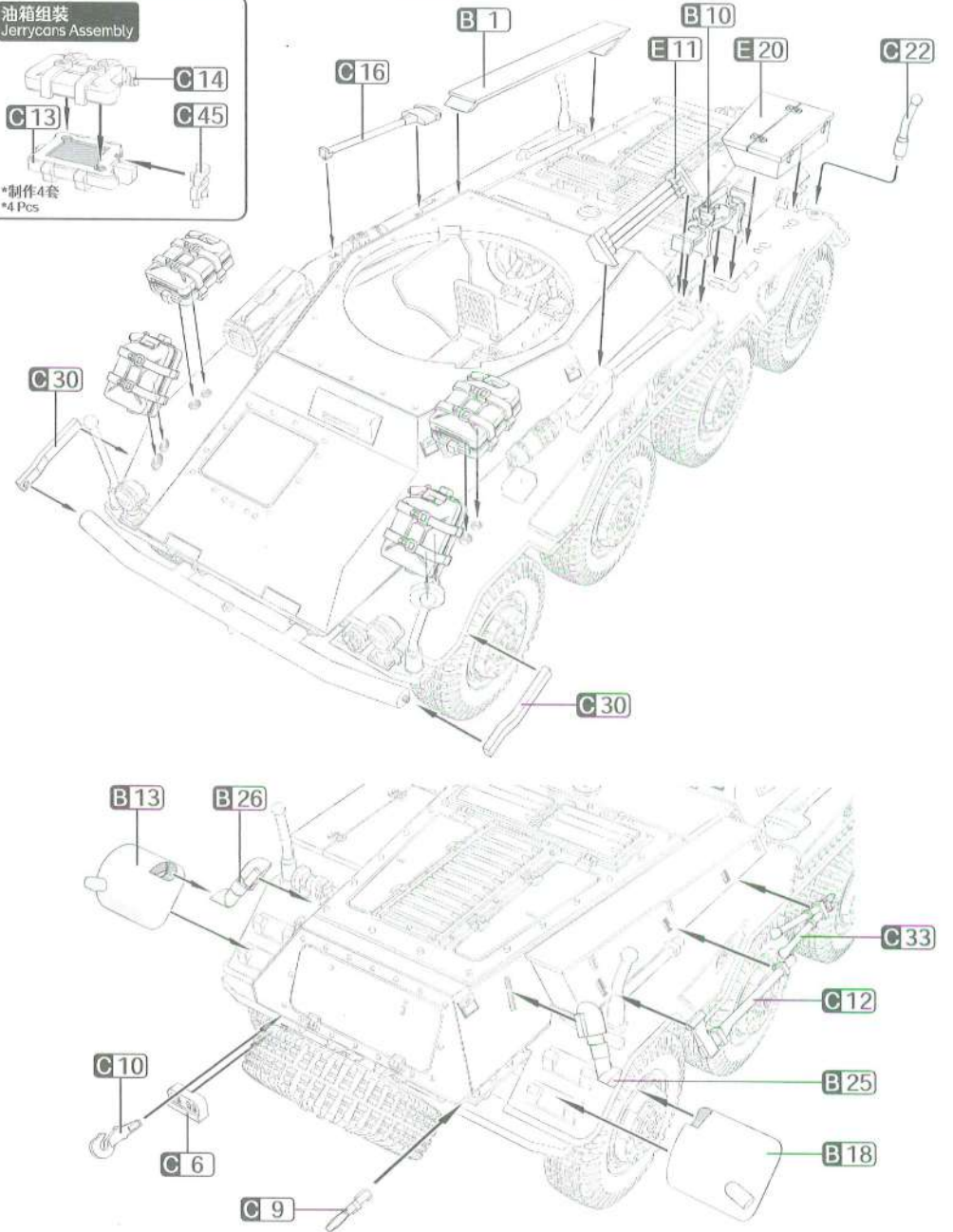
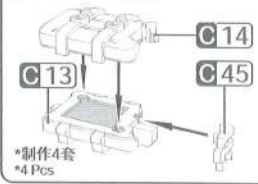


选择其一
Choose one

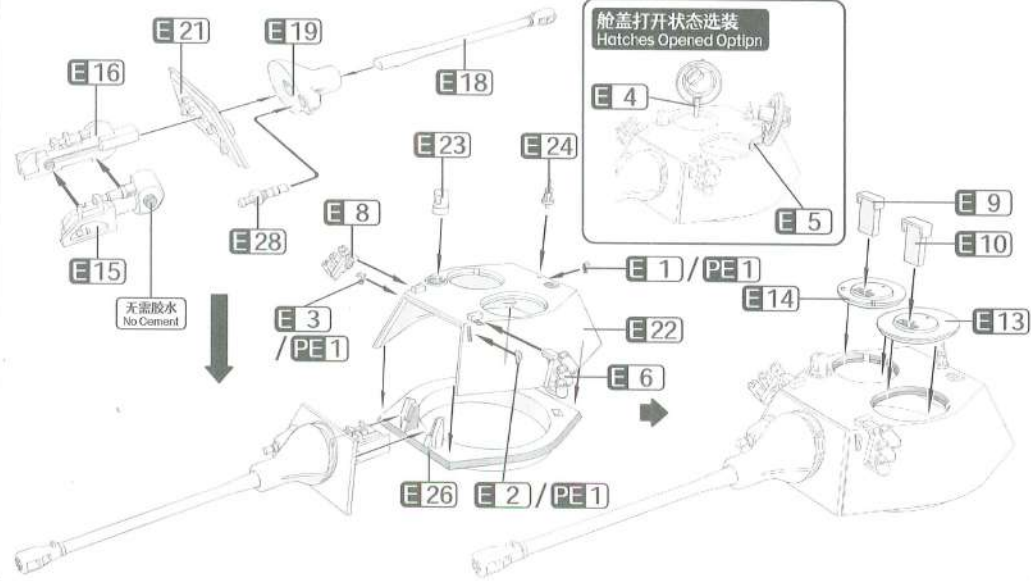


8. 配件组装 2
Accessories Assembly 2

油箱组装
Jerrycans Assembly



9. 炮塔组装
Turret Assembly



10. 天线组装
Antenna Assembly

