

eduard

# Aussie Eight



INSTRUCTION SHEET

2119-NAV1

ATTENTION



UPOZORNĚNÍ



ACHTUNG



ATTENTION



注意



Carefully read instruction sheet before assembling. When you use glue or paint, do not use near open flame and use in well ventilated room. Keep out of reach of small children. Children must not be allowed to suck any part, or pull vinyl bag over the head.



Před započítím stavby si pečlivě prostudujte stavební návod. Při používání barev a lepidel pracujte v dobře větrané místnosti. Lepidla ani barvy nepoužívejte v blízkosti otevřeného ohně. Model není určen malým dětem, mohlo by dojít k požití drobných dílů.

INSTRUCTION SIGNS \* INSTR. SYMBOLS \* INSTRUKTION SINNBILDEN \* SYMBOLES \* 記号の説明

OPTIONAL  
VOLBABEND  
OHNOUOPEN HOLE  
VYVRTAT OTVORSYMMETRICAL ASSEMBLY  
SYMETRICKÁ MONTÁŽREMOVE  
ODŘÍZNOUTREVERSE SIDE  
OTOČITAPPLY EDUARD MASK  
AND PAINT  
POUŽÍT EDUARD MASK  
NABARVIT

PARTS



DÍLY



TEILE



PIÈCES

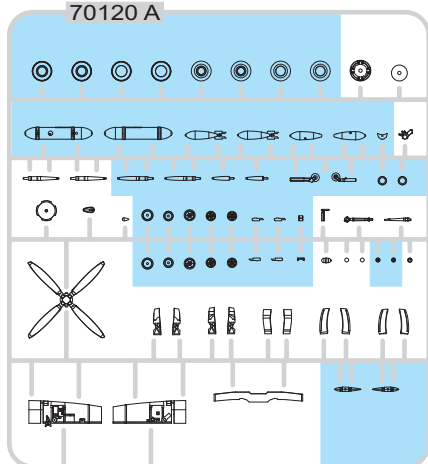


部品

## PLASTIC PARTS

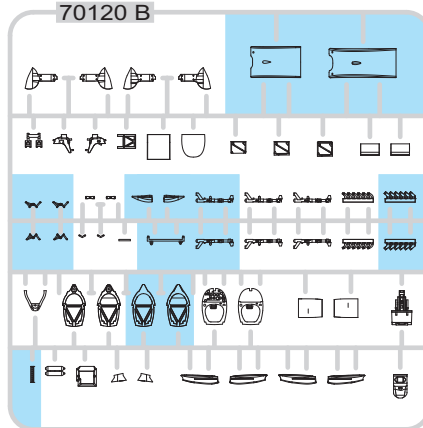
A&gt; 2 pcs.

70120 A



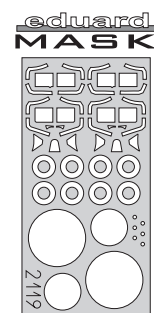
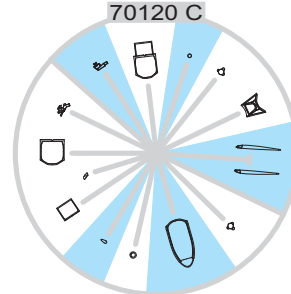
B&gt; 2 pcs.

70120 B



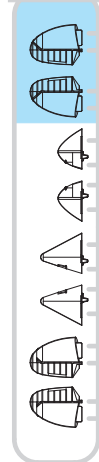
C&gt; 2 pcs.

70120 C



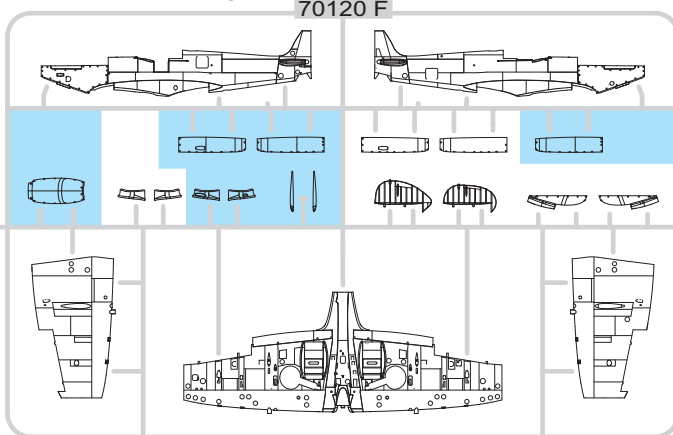
D&gt; 2 pcs.

70120 D



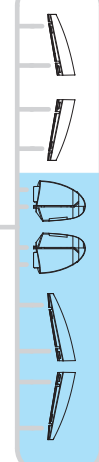
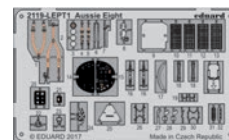
F&gt; 2 pcs.

70120 F



E&gt; 2 pcs.

70120 E

PE - PHOTO ETCHED  
DETAIL PARTS 2 pcs.eduard  
BRASS RP - RESIN PARTSR7  
2 pcs.R8  
2 pcs.R77  
2 pcs.

-Parts not for use. -Teile werden nicht verwendet. -Pièces à ne pas utiliser. -Tyto díly nepoužívejte při stavbě. - 使用しない部品

COLOURS



BARVY



FARBEN



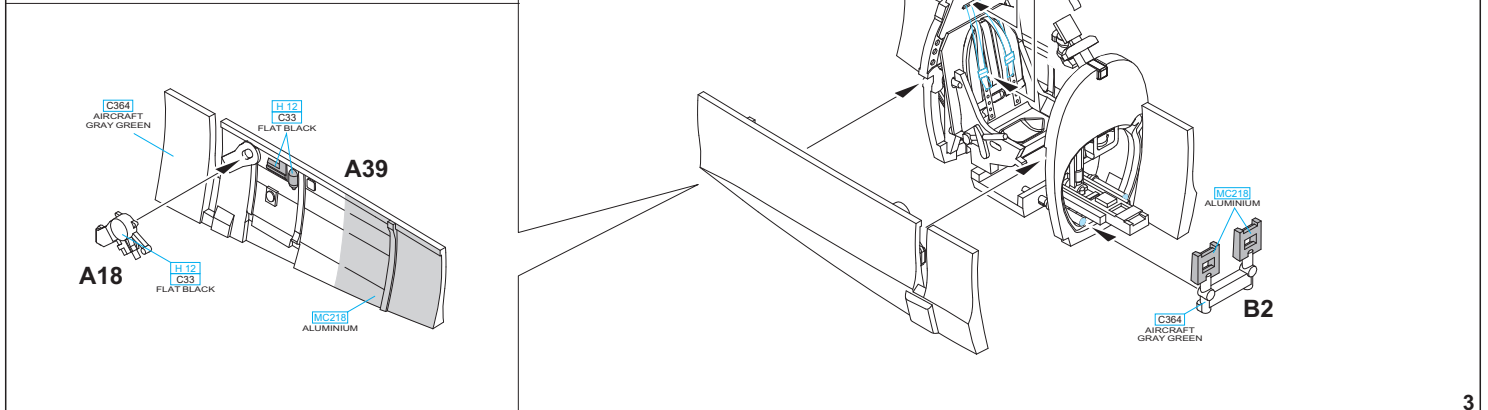
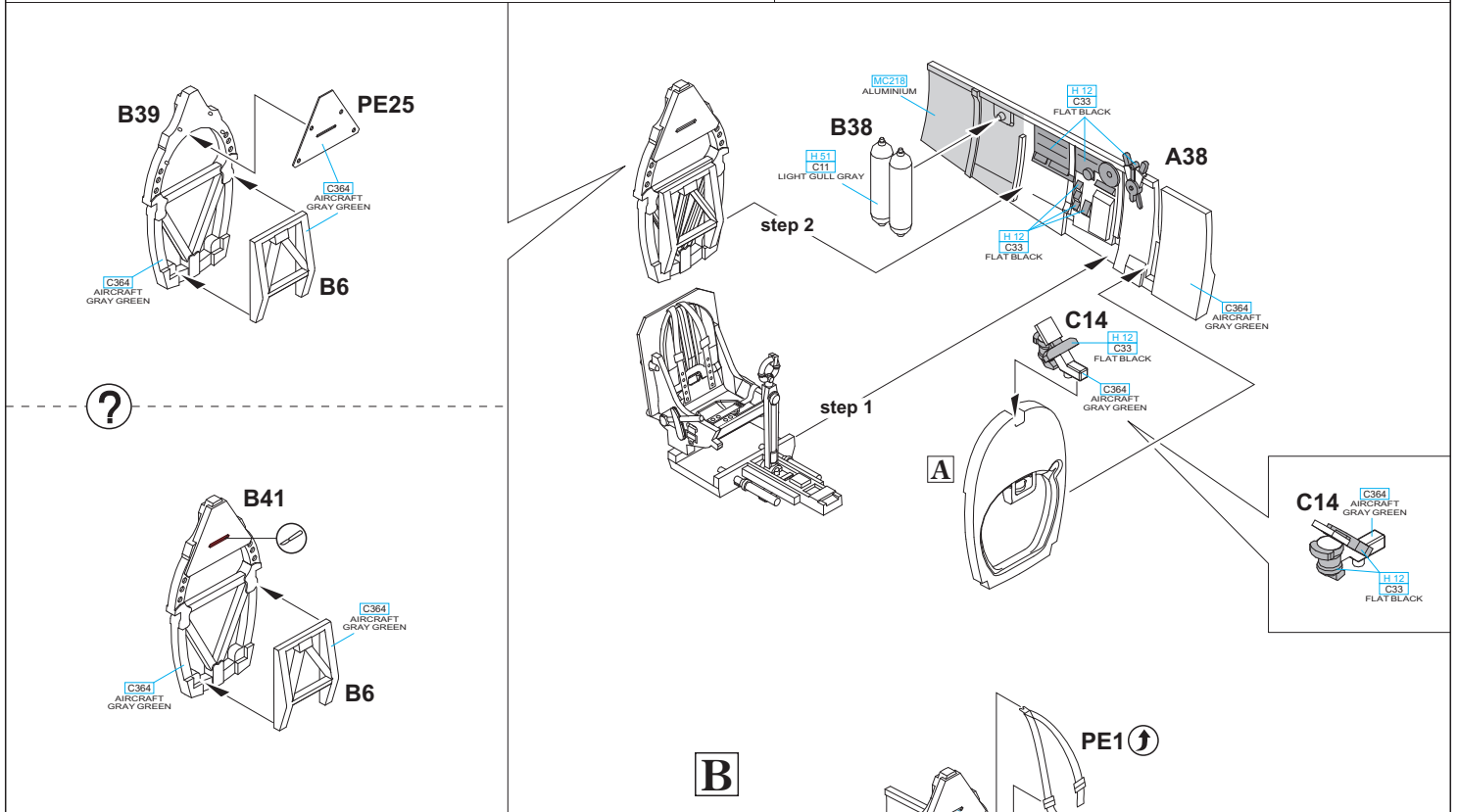
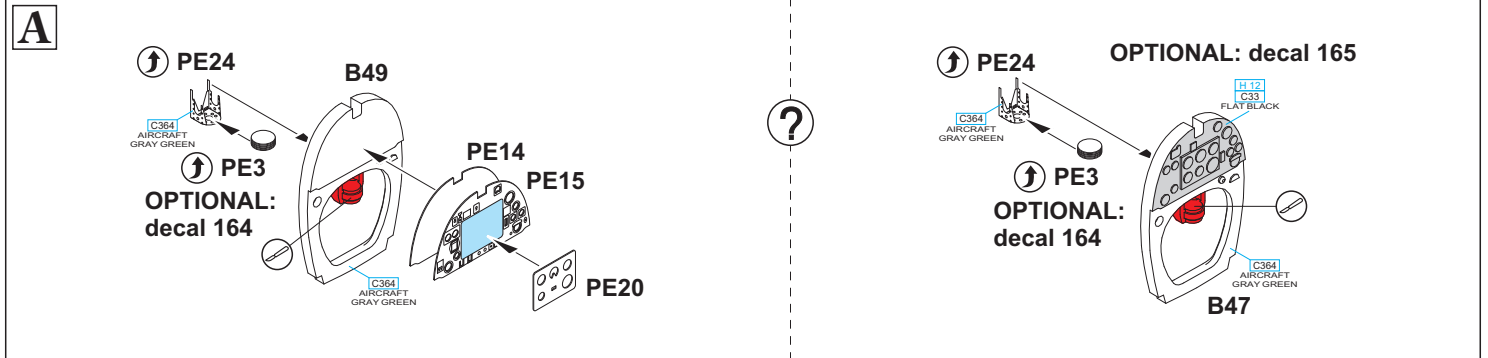
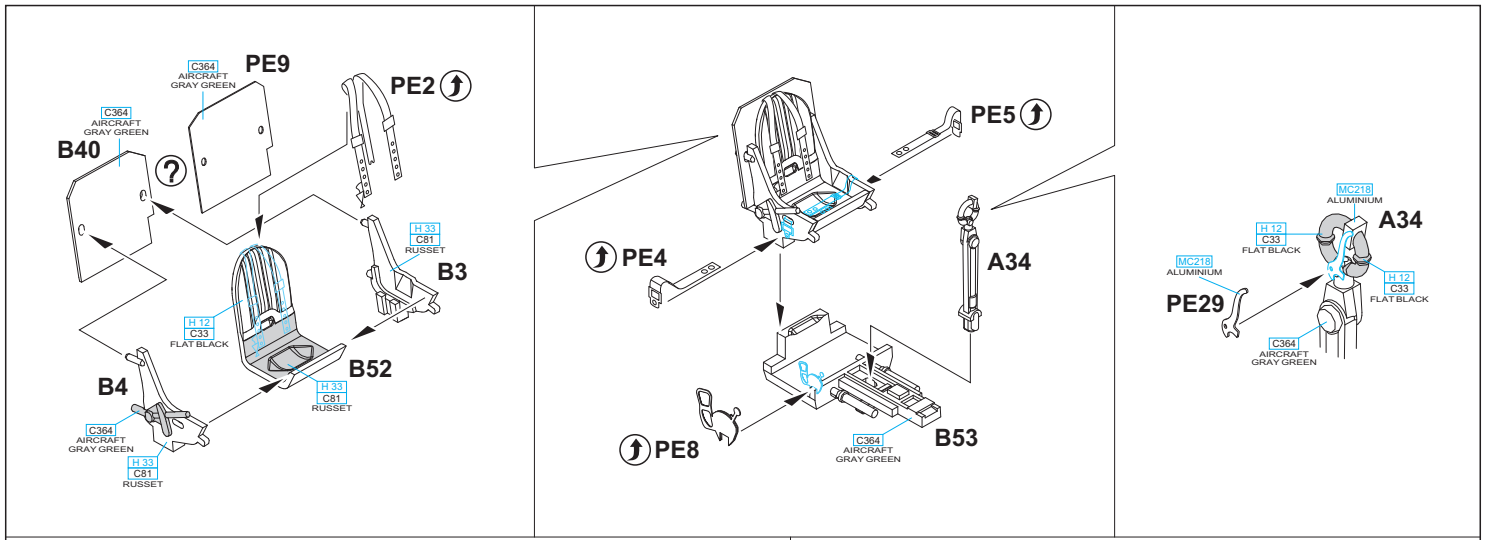
PEINTURE



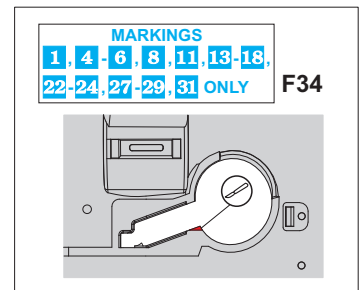
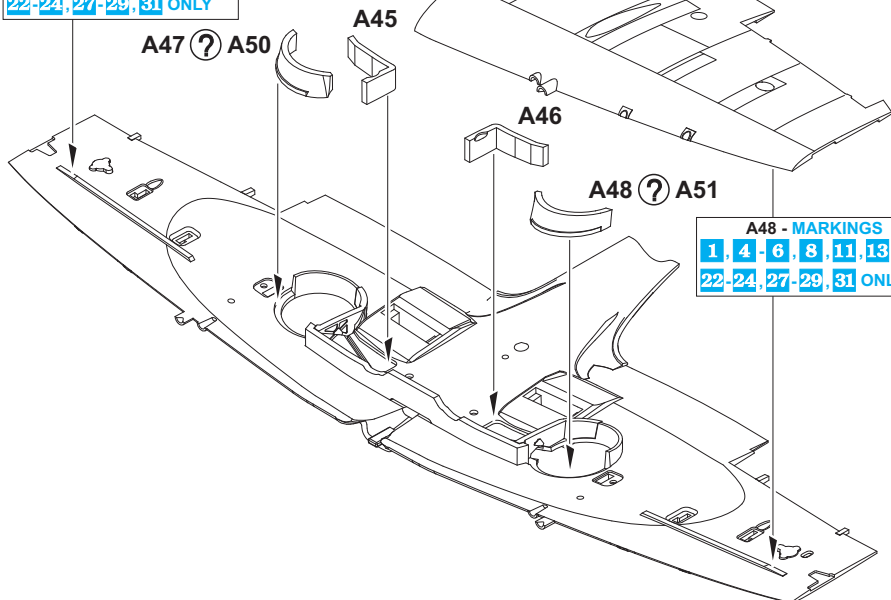
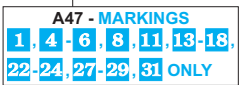
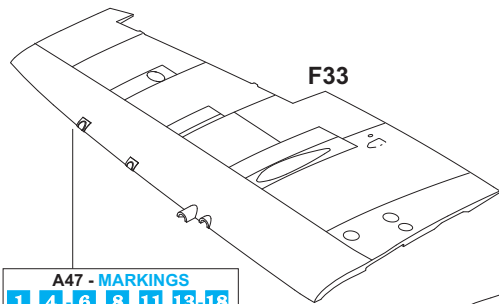
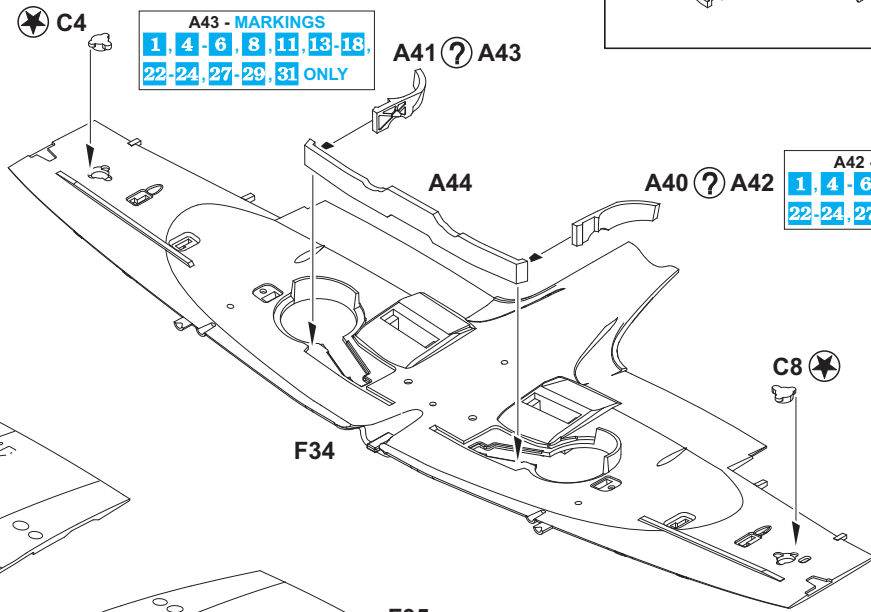
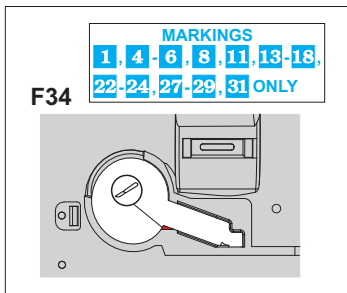
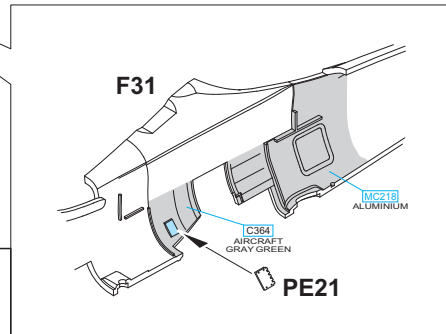
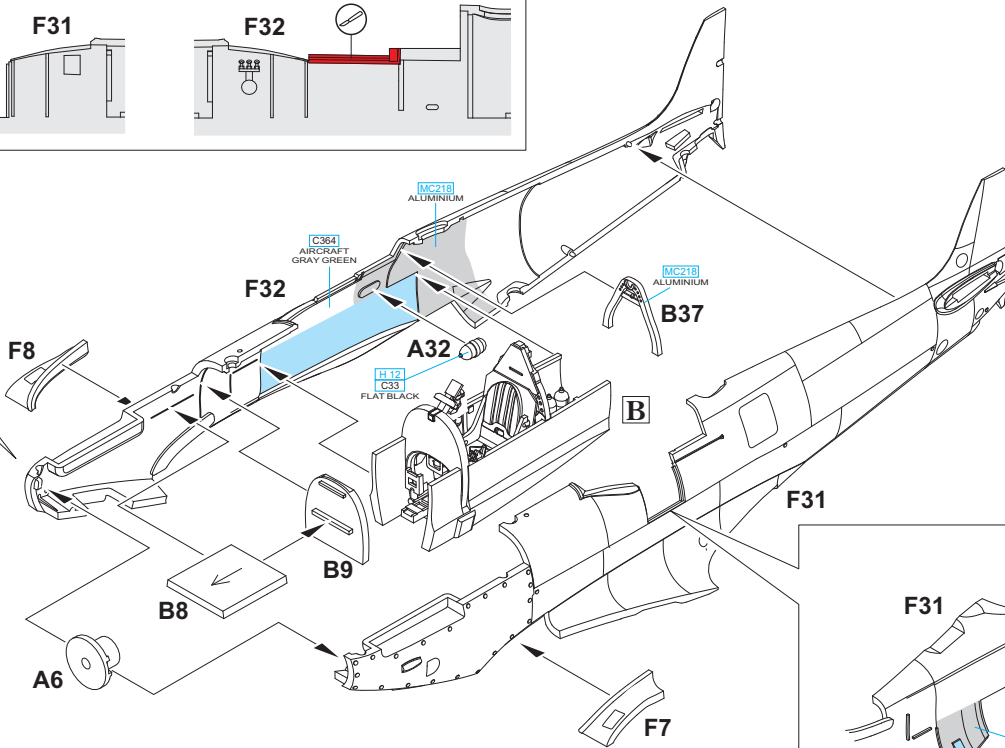
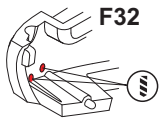
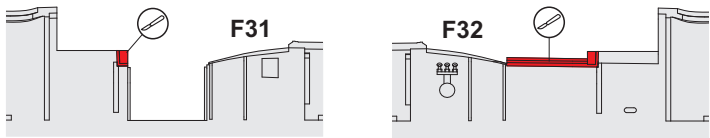
色

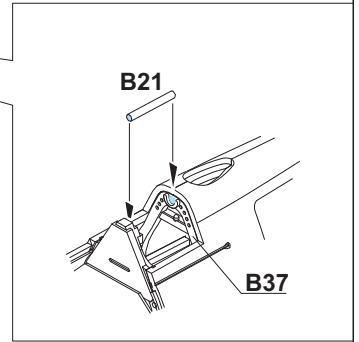
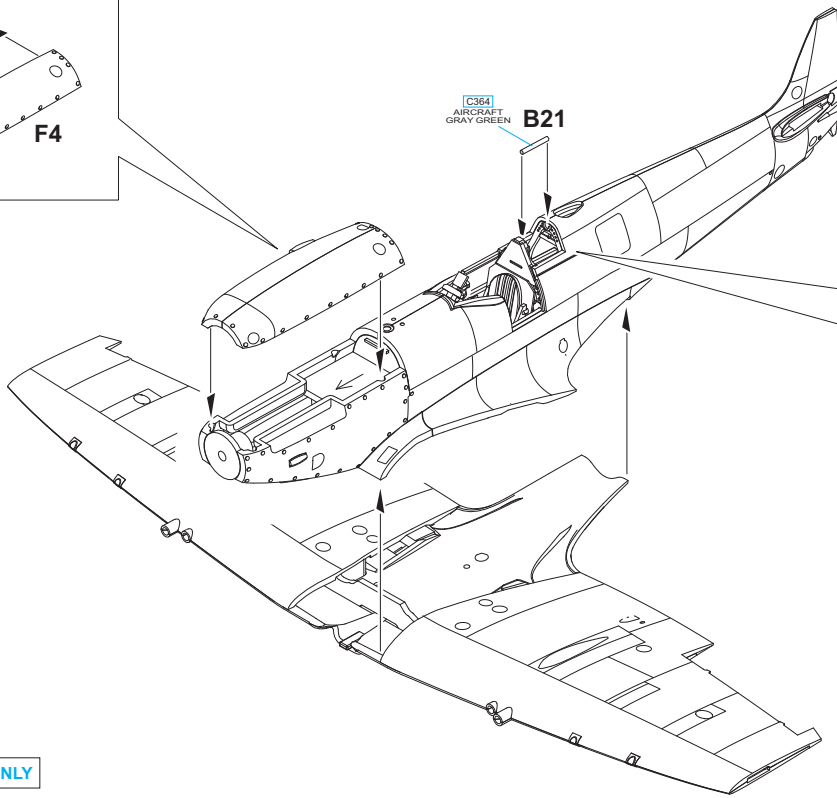
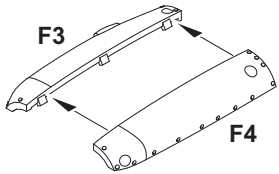
GSI Colors (GUNZE)		
AQUEOUS	Mr.COLOR	
H 4	C4	YELLOW
H 12	C33	FLAT BLACK
H 13	C3	FLAT RED
H 22	C13	GRAY
H 33	C81	RUSSET
H 51	C11	LIGHT GULL GRAY
H 71	C21	MIDDLE STONE
H 72	C369	DARK EARTH
H 73	C361	DARK GREEN
H 77	C137	TIRE BLACK
H 90	C47	CLEAR RED
H 92	C49	CLEAR ORANGE
H 94	C138	CLEAR GREEN
H 302	C302	GREEN

AQUEOUS	Mr.COLOR	
H 316	C316	WHITE
H 323	C323	BRIGHT BLUE
H 335	C363	MEDIUM SEAGRAY
H 337	C337	GRAYISH BLUE
H 338	C338	LIGHT GRAY
H 417	C117	LIGHT BLUE
	C362	OCEAN GRAY
	C364	AIRCRAFT GRAY-GREEN
	C370	AZURE BLUE
Mr.METAL COLOR		
	MC214	DARK IRON
	MC218	ALUMINIUM
Mr.COLOR SUPER METALLIC		
	SM01	SUPER FINE SILVER
	SM06	CHROME SILVER

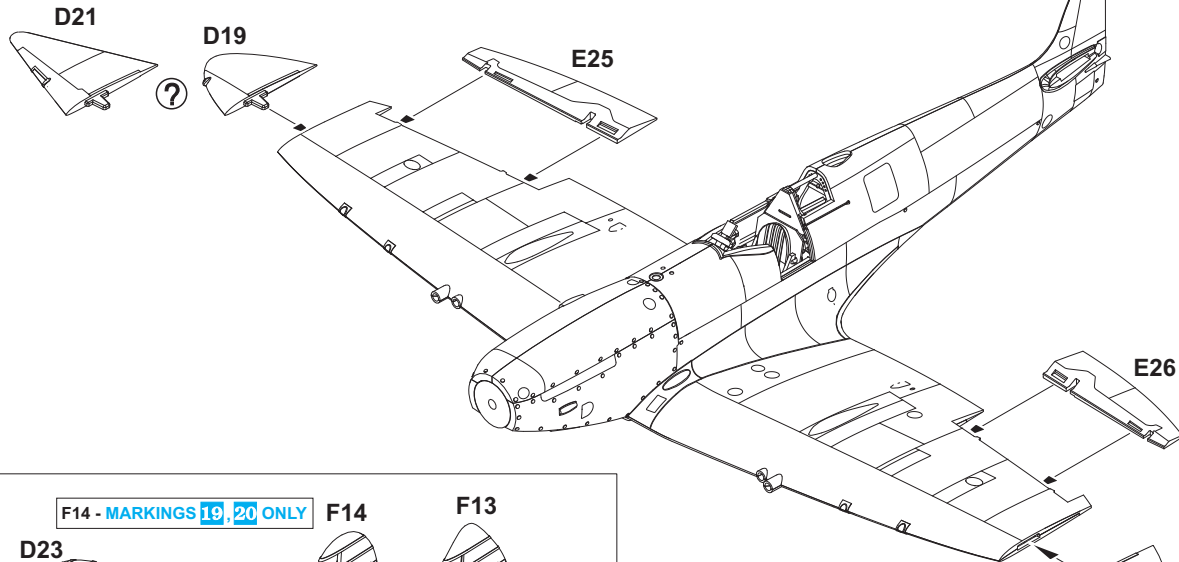


⑦ FOR CLOSED CANOPY ONLY

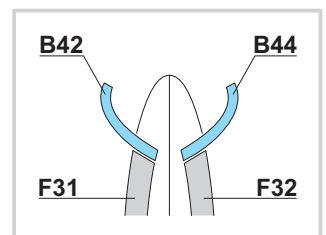
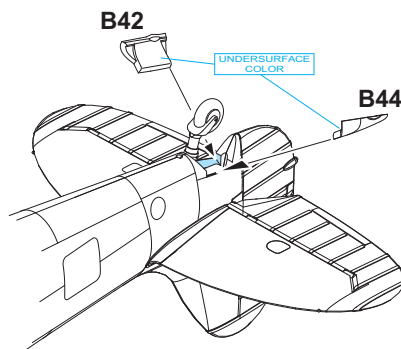
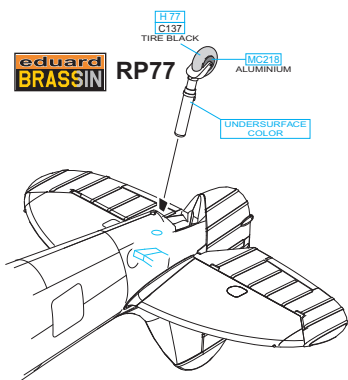
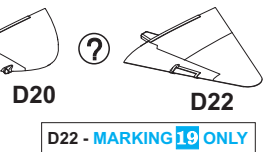
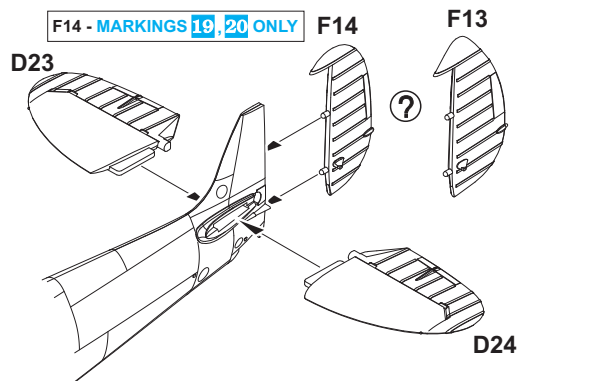


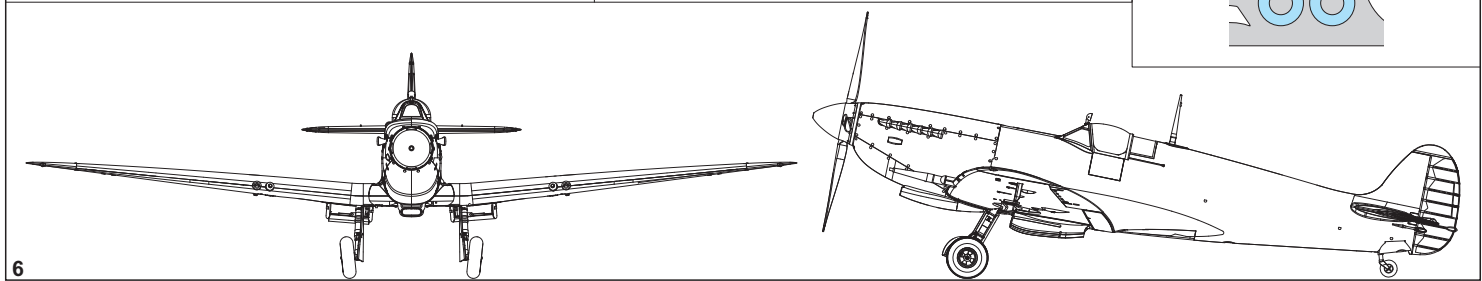
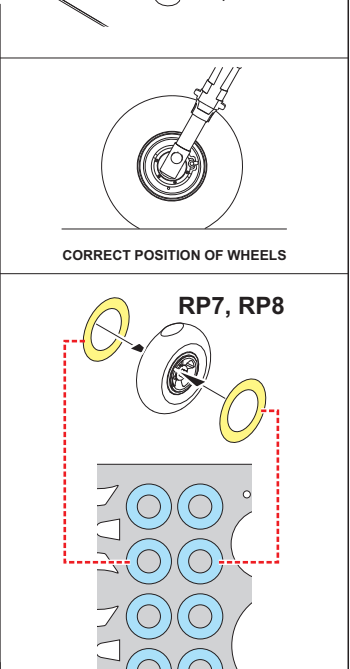
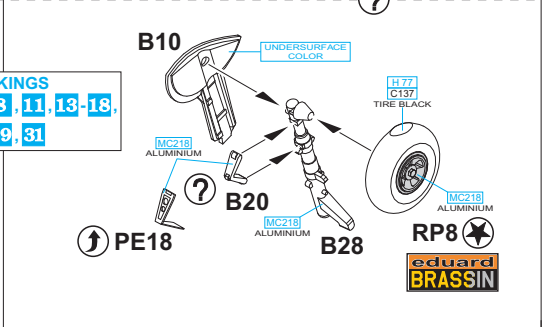
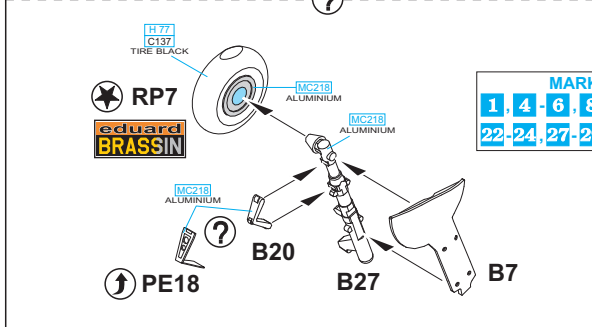
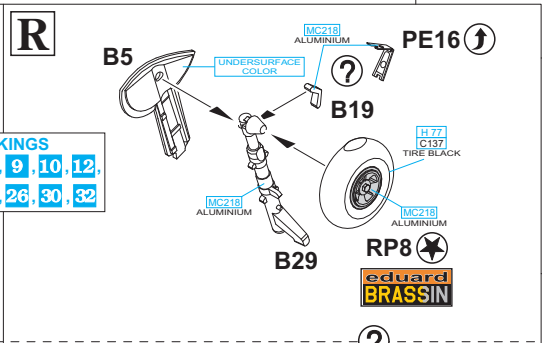
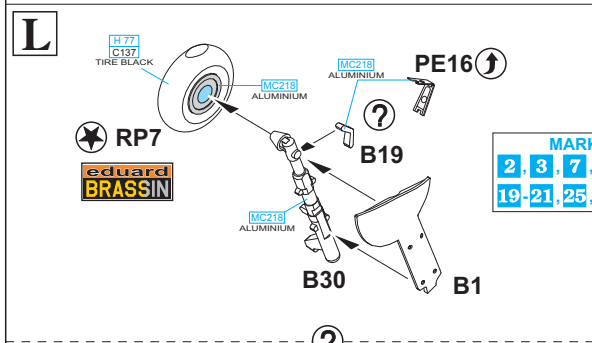
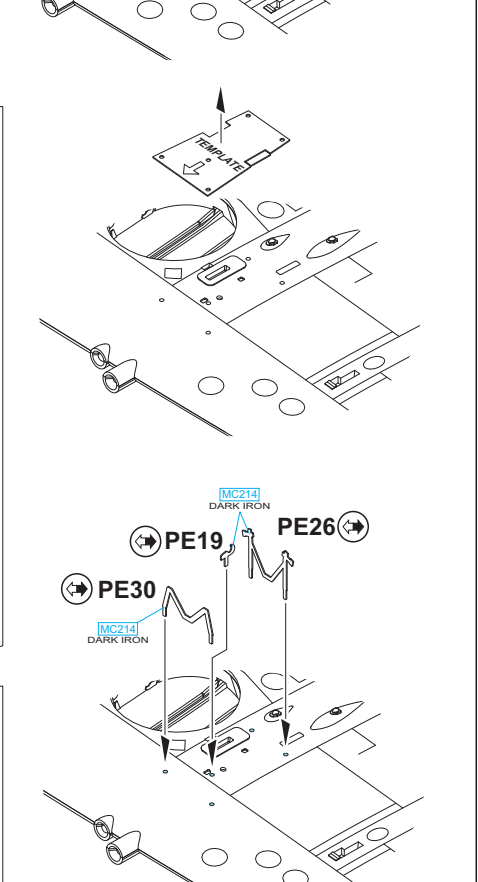
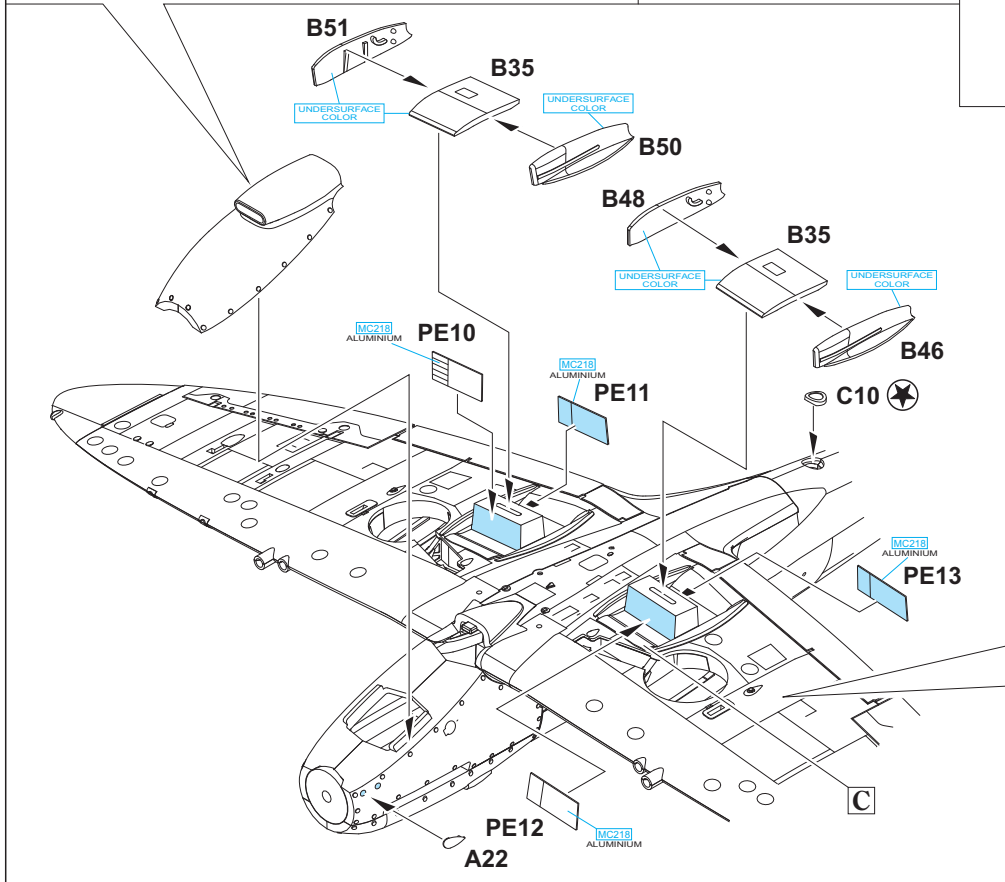
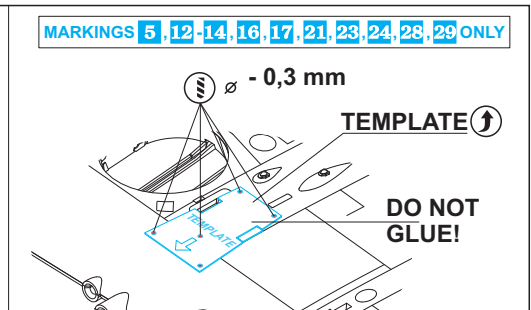
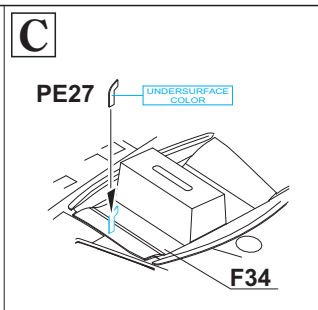
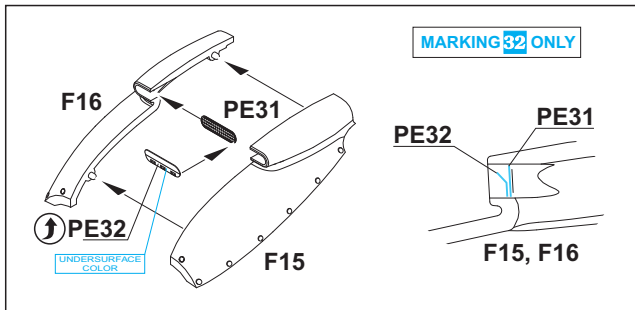


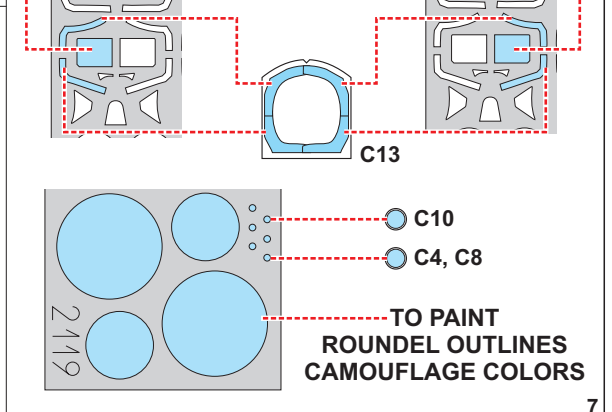
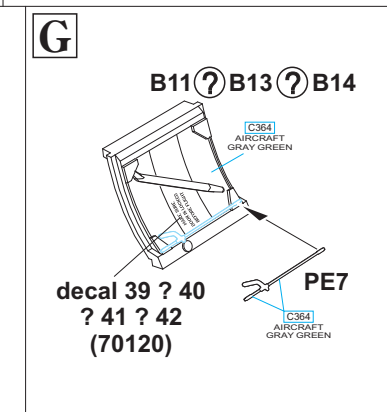
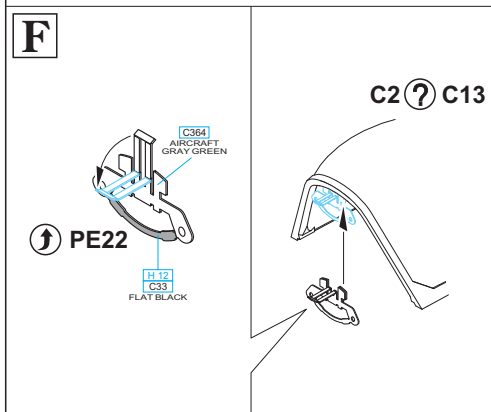
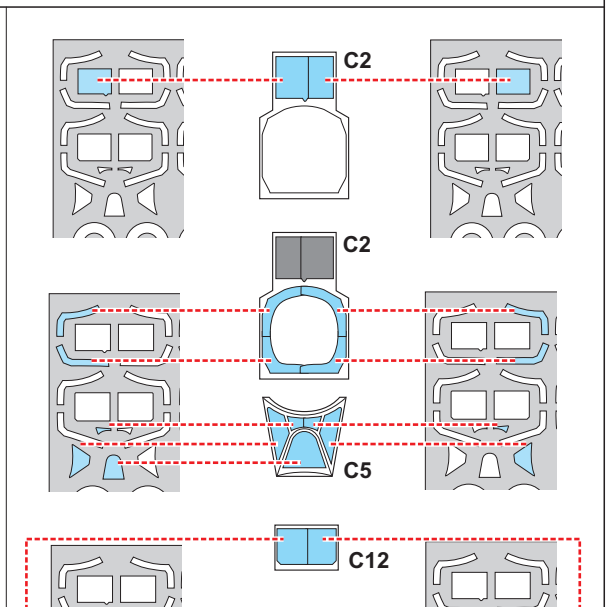
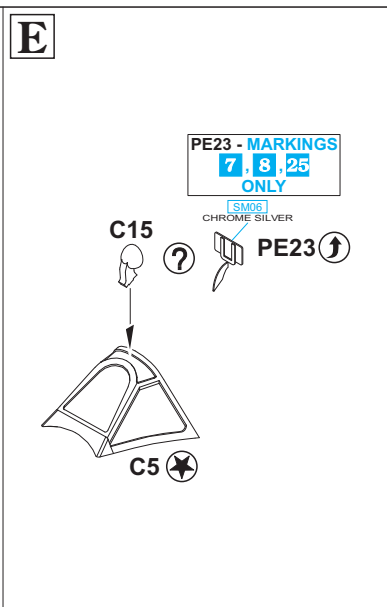
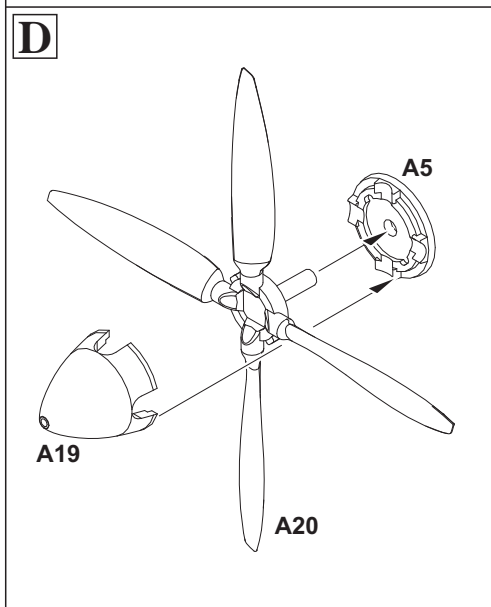
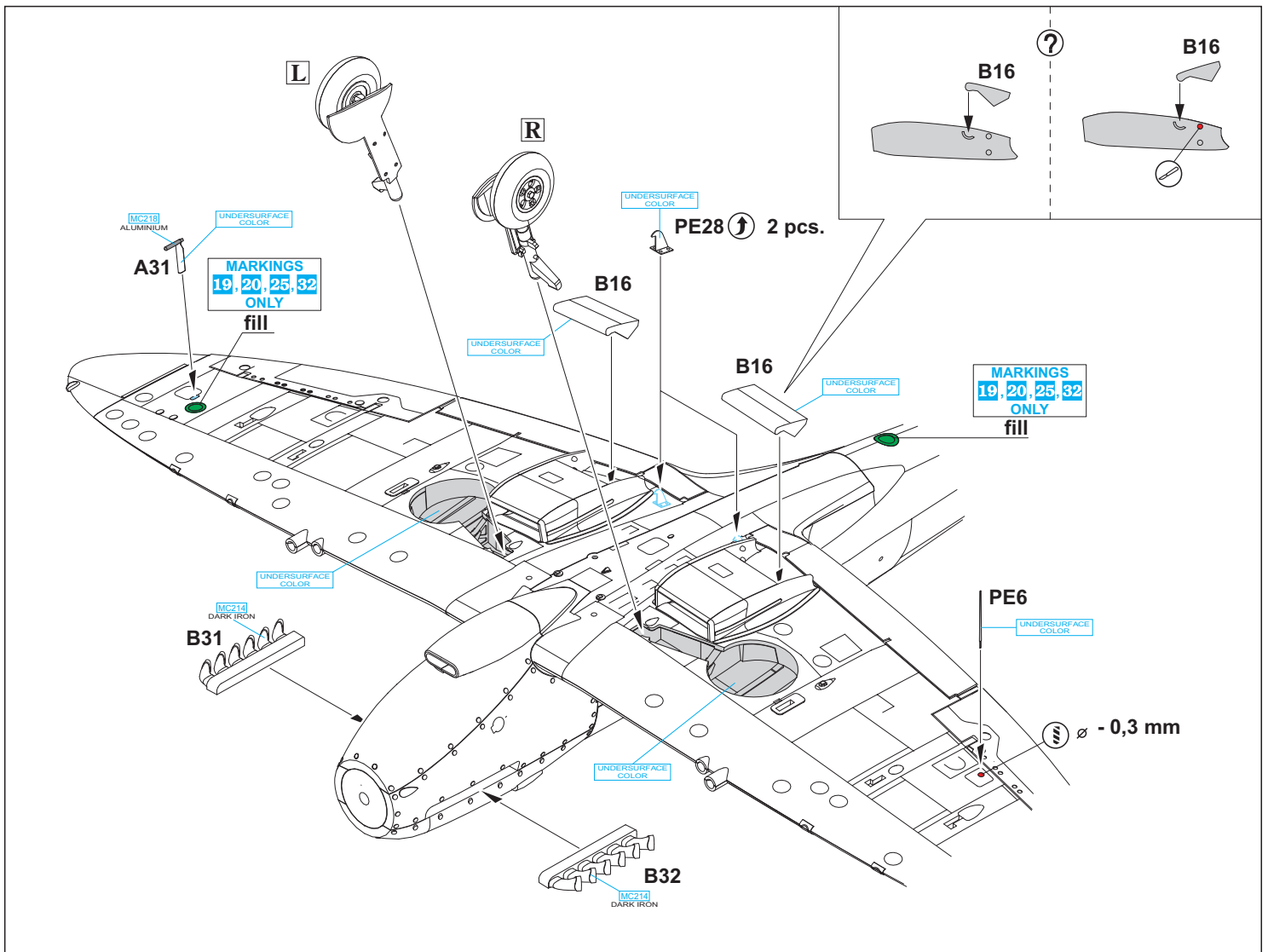
D21 - MARKING 19 ONLY

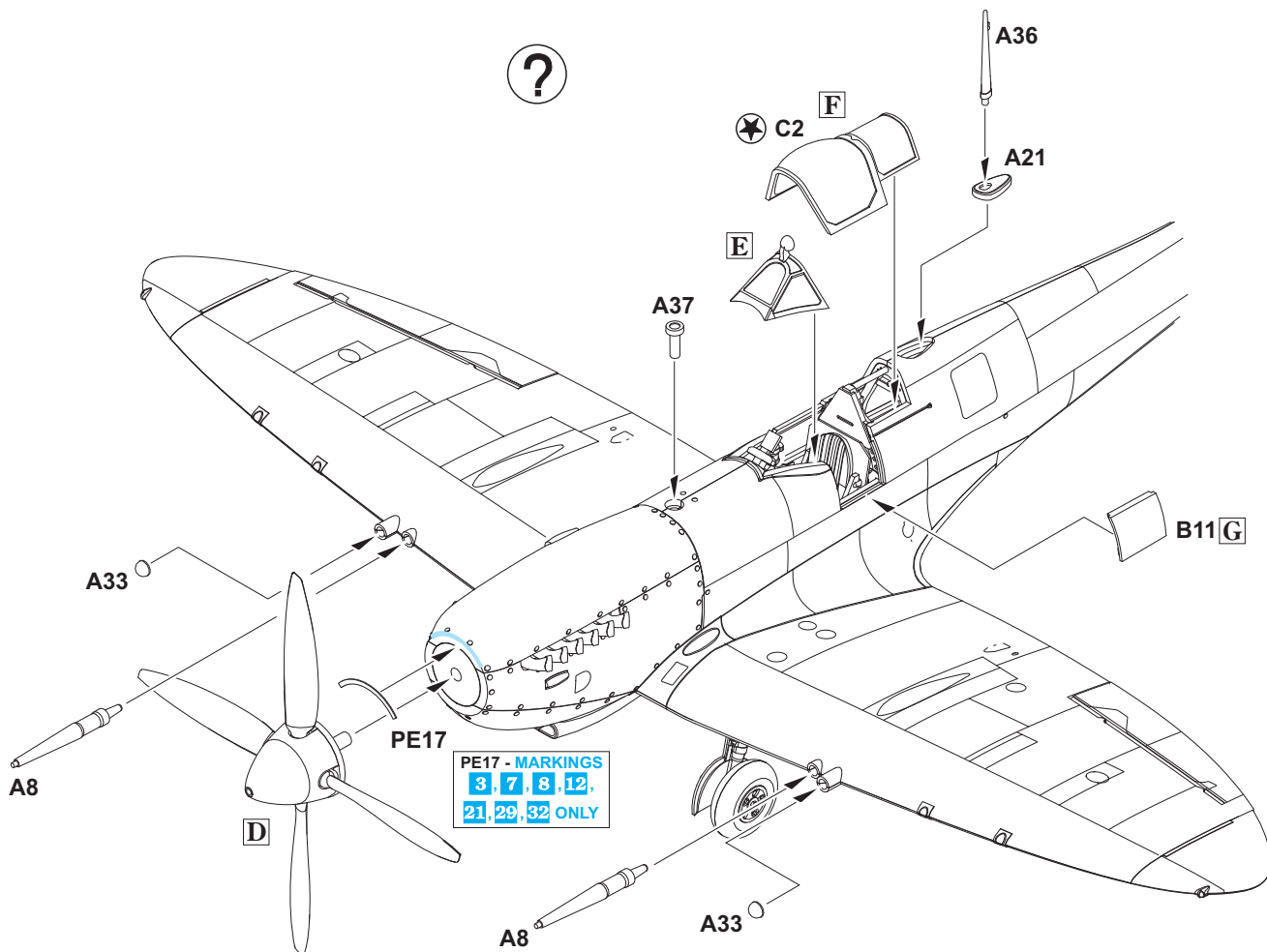
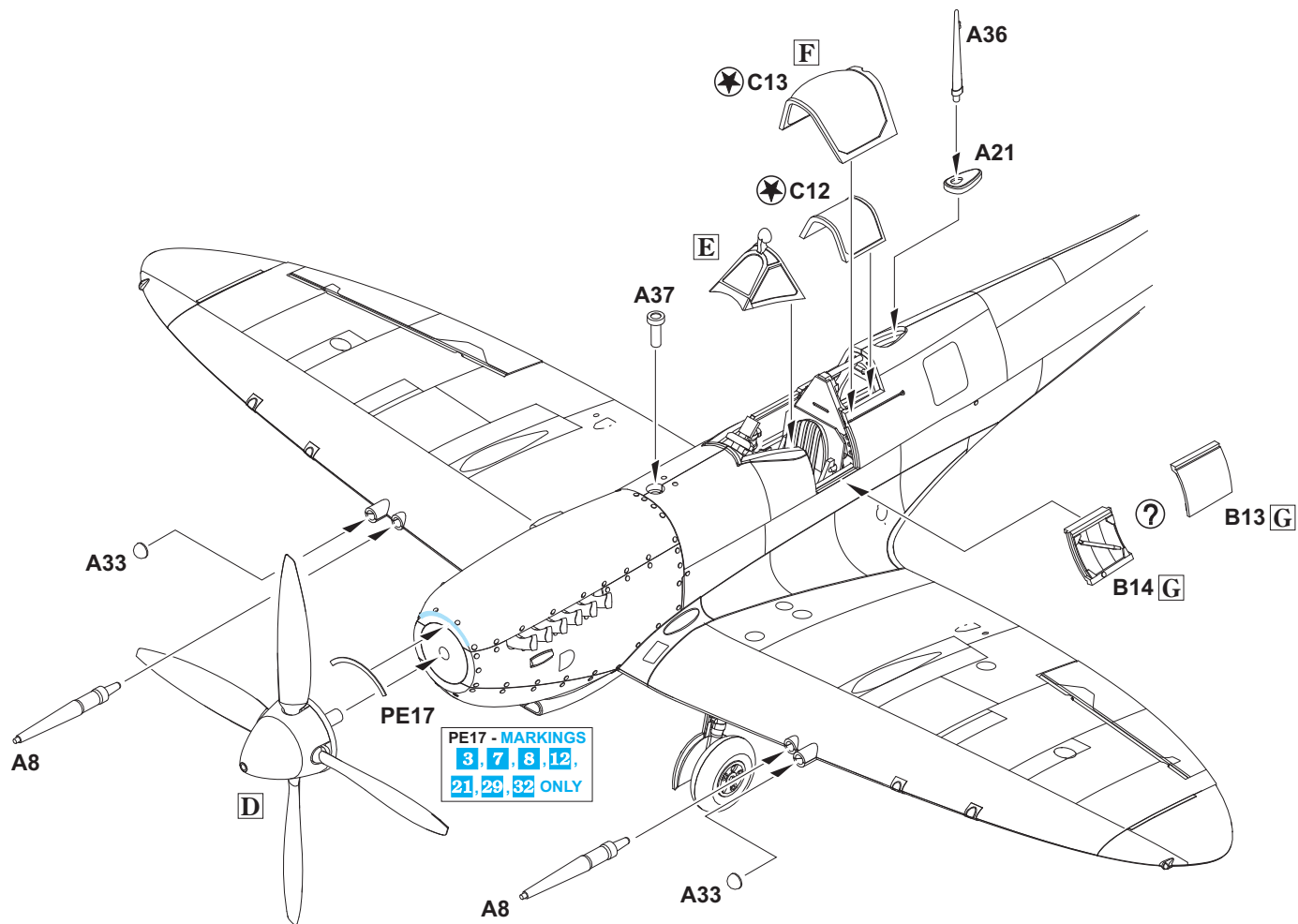


F14 - MARKINGS 19, 20 ONLY











## **FOREWORD** - Color Profiles - A note regarding the methodology of reconstructions.

Dear Friends,

This instruction sheet contains color profiles as usually published in our instruction sheets – with no weathering. We follow this protocol for two reasons. In the first place, it is an undeniable fact that every aircraft had been clean, with no dust, rust or oil stains at one specific point in its existence. Secondly, we want to avoid any misunderstanding between what is a real aircraft color that should be applied to a specific part of the kit and what is weathering or shadowing.

You always have the option of going to the exact page of the book, that is a part of this package, to reference the weathering of your kit in accordance with the photos of the actual aircraft. In any case, in a bit of a deviation, some of the color profiles in the book show the aircraft weathered, giving the Australian Spitfires an even more colorful appearance.

All the color profiles are based on long-time research, documents, and knowledge provided by Mr. Peter Malone. Needless to say, research in this field cannot be considered closed and the book could be a platform for any subsequent research activity.

Short captions accompany each color profile for better understanding of what is being depicted. Note also that the camouflage and marking of every aircraft underwent many changes during service and a specific color profile may depict the aircraft at a different point in time than the photo(s).

Follow the color profiles in this guide to paint your model.

## **SLOVO ÚVODEM** k metodice rekonstruování barevných schémat

Vážení přátelé,

v této části stavebního návodu najdete rekonstrukce barevných schémat tak, jak je obvyklé v našich stavebnicích – tedy bez provozního opotřebení tzv. olétání. Činíme tak ze dvou důvodů. Zaprvé si myslíme, že každé letadlo bylo v určitém období své existence neolétané, a zadruhé naznačení olétání může vést k nedorozuměním ve výkladu, které barvy na dotýčnou část modelu použít.

Pokud chcete na svém modelu znázornit reálné olétání dle skutečného vzoru, nalistujte v publikaci, která je součástí této stavebnice, fotografie konkrétního letounu.

Na stránkách knihy, vložené do této stavebnice, jsme část barevných schémat ztvárnili i s opotřebením, které dodává australským Spitfirům Mk. VIII další rozměr pestrosti.

Barevné rekonstrukce australských Spitfirů Mk. VIII vznikly na základě podkladů poskytnutých panem Peterem Malonem, vycházejících z jeho dlouholetého výzkumu. Zároveň nepovažujeme výzkum na tomto poli za definitivně uzavřený a naše publikace může sloužit také jako zdroj pro další bádání.

Pro lepší porozumění jsou u jednotlivých schémat uvedeny vysvětlivky. Též je nutné upozornit na fakt, že kamufláž i marking každého letoun procházel s postupem času řadou změn a fotografie mohou letoun ukazovat v jiném období než barevné schéma.


Pro barvení modelu doporučujeme řídit se schémata v tomto návodu. Schémata zveřejněná v publikaci jsou pouze ilustrativní.





### 3 A58-435, flown by F/L William 'Ron' Cundy, No. 452 Squadron, Sattler Airstrip, July 1944


The cannon barrel fairings were camouflaged and the fairings over the outboard cannon were White. This aircraft was maintained in an exceptionally clean condition.



RED	H13 C3						
YELLOW	H4 C4	CLEAR GREEN	H94 C138	CLEAR RED	H90 C47	CLEAR ORANGE	H92 C49
FOLIAGE GREEN	H302 C302	LIGHT BLUE	H417 C117	WHITE	H316 C316	BLACK	H12 C33

# 4 A58-477, flown by F/L Alf Glendinning, No. 457 Squadron, Sattler Airstrip, November 1944


This aircraft was originally finished in the RAF Day Fighter Scheme. The tropical sun has caused the RAAF Foliage Green to start fading on the wing upper surface, top of the fuselage and the rudder, and sections of RAF Ocean Grey are starting to appear. Cannon fairings were Foliage Green.



RED	H13 C3				
YELLOW	H4 C4	CLEAR GREEN	H94 C138	CLEAR RED	H90 C47
				CLEAR ORANGE	H92 C49
FOLIAGE GREEN	H302 C302	LIGHT BLUE	H417 C117	WHITE	H316 C316
				BLACK	H12 C33
				SILVER	SM01

# 5 A58-513, flown by S/L Ron Susans, the CO of No. 80 Wing, Morotai, June 1945

This aircraft carried the legend "A.V.B. The 1st" as it was the first Spitfire paid for by money collected by the Australian Victory Bonds Campaign. The colour of the emblem is unknown. It is believed that "A.V.B." is in grey or Sky Blue and that "The 1st" may be in Yellow. Cannon fairings were Foliage Green.




ČESKOU VERZI TEXTU NALEZNETE NA [www.eduard.com/s/2119](http://www.eduard.com/s/2119)

RED	H13 C3				
YELLOW	H4 C4	CLEAR GREEN	H94 C138	CLEAR RED	H90 C47
				CLEAR ORANGE	H92 C49
FOLIAGE GREEN	H302 C302	LIGHT BLUE	H417 C117	WHITE	H316 C316
				BLACK	H12 C33
				SILVER	SM01

# 6 A58-528, flown by G/C Clive Caldwell, the CO of No. 80 Wing, Clark Field, Philippines, March 1945


A58-528 was originally marked with White leading edges. When Caldwell flew the aircraft to the Philippines those leading edges were over-painted in Foliage Green and this over-painting extends over the White on to the wing under side. The stripes on the spinner may have been Black. The cannon fairings were camouflaged. The White portion of starboard cannon fairing is visible in one photo only.



RED	H13 C3				
YELLOW	H4 C4	CLEAR GREEN	H94 C138	CLEAR RED	H90 C47
				CLEAR ORANGE	H92 C49
FOLIAGE GREEN	H302 C302	LIGHT BLUE	H417 C117	WHITE	H316 C316
				BLACK	H12 C33
				SILVER	SM01

# 7 A58-379, flown by F/L David Glaser, No. 549 Squadron, Strauss Airstrip, September 1944

This aircraft was stripped back to natural metal and the fabric covered areas re-bagged and painted with aluminium dope. Glaser's ground crew kept it highly polished. Spinner and cannon fairings could have been light blue.



ČESKOU VERZI TEXTU NALEZNETE NA [www.eduard.com/s/2119](http://www.eduard.com/s/2119)



<b>YELLOW</b>	H4 C4	<b>CLEAR GREEN</b>	H94 C138	<b>CLEAR RED</b>	H90 C47	<b>CLEAR ORANGE</b>	H92 C49
<b>RED</b>	H13 C3	<b>BLACK</b>	H12 C33	<b>SILVER</b>	Sm01	<b>ALUMINIUM</b>	MC218








# 10 A58-457, flown by S/L Tom Trimble, the CO of No. 457 Squadron, Sattler Airstrip, late 1944

Aluminium paint was applied to the walls of the tyres to reduce the effect of solar heating when the aircraft was in strong sunlight. In the photos, a heavy, light grey, staining from the exhausts is visible on the fuselage sides. This is because the pilot was experimenting with leaning out the fuel mixture in a series of range trials to extract maximum range from the aircraft before the squadron moved north.




ČESKOU VERZI TEXTU NALEZNETE NA [www.eduard.com/s/2119](http://www.eduard.com/s/2119)

RED	H13 C3	SILVER	SM01	CLEAR RED	H90 C47	CLEAR ORANGE	H92 C49	ALUMINIUM	MC218	TIRE BLACK	H77 C137
YELLOW	H4 C4	CLEAR GREEN	H94 C138	WHITE	H316 C316	BLACK	H12 C33	AZURE BLUE	C370	DARK EARTH	H72 C369
		FOLIAGE GREEN	H302 C302								



# 12 A58-504, flown by F/O Rex Watson, No. 452 Squadron, Balikpapan, Borneo, August, 1945

The fin has been repainted with a new coat of Foliage Green. This aircraft was originally coded 'E', but it was re-coded 'R' when Watson took it over. The rudder was painted RAF Dark Green and RAF Ocean Grey.




ČESKOU VERZI TEXTU NALEZNETE NA [www.eduard.com/s/2119](http://www.eduard.com/s/2119)



RED	H13 C3	OCEAN GREY	C362	DARK GREEN	H73 C361
YELLOW	H4 C4	CLEAR GREEN	H94 C138	CLEAR RED	H90 C47
FOLIAGE GREEN	H302 C302	LIGHT BLUE	H417 C117	DARK EARTH	H72 C369
				BLACK	H12 C33
				SILVER	SM01


# 13 A58-609, flown by F/L Bill Cable, No. 457 Squadron, Morotai, February 1945

White wing leading edges are curved on both the upper and lower wing surfaces and extend from the wing root to wingtip navigation light. The cannon fairing and outer-cannon stub were both finished in White. After the aircraft had arrived at Morotai, the cannons had the White paint removed and the shark mouth was modified with a Red maw.



# 14 A58-651, flown by S/L Ken James, the CO of No. 79 Squadron, Morotai, May 1945

A58-651 passed through 1 AD in November 1944, where the Yellow leading edges and the Sky rear fuselage band were over painted. The paints used were probably RAAF Foliage Green and Dark Sea Grey, both darker than the original British colours. The rudder was not over painted. White leading edges were applied at his time. When it was issued to No. 79 Sqn in mid March 1945, the White leading edges were over painted with RAAF camouflage colours. Note the oval shaped section under the lower forward section of the cowl.








# 16 A58-606, flown by S/L Bruce Watson, the CO of No. 457 Squadron, Labuan, Borneo, August 1945


When this aircraft was flown to the Philippines at the end of March 1945, (for trials against captured Japanese aircraft), it had the shark mouth removed as well as the "Grey Nurse" name on the fuel tank cover. It also acquired a 12" Sky Blue band around the rear fuselage. The Sky Blue band was painted over the RAAF serial. When it returned to No. 457 Squadron at Morotai at the end of April, the shark mouth was painted on again, but it appears that the "Grey Nurse" name was not. This aircraft has been fitted with a new lower cowl. It can be seen that the shark mouth on the engine side cowls is different to that on the lower cowl. The serial on the starboard side was re-painted, in Black, over the Sky Blue band, but the Medium Sea Grey serial in the port side was not. At this time, shortly before it deployed to Labuan in June 1945, many aircraft were also fitted with new rudders, as the fabric deteriorated badly in the hot and humid conditions. The 'Ace of Spades', wing emblem, was not re-applied to these aircraft and was over painted on those that did not receive new rudders. The inner cannon barrel fairings were Foliage Green.



RED	H13 C3	MEDIUM SEA GREY	H335 C363	LIGHT BLUE	H417 C117	95% RAAF DARK SEA GREY	C362	5% H12 C33
YELLOW	H4 C4	CLEAR GREEN	H94 C138	CLEAR RED	H90 C47	CLEAR ORANGE	H92 C49	
OCEAN GREY	C362	FOLIAGE GREEN	H302 C302	DARK GREEN	H73 C361	BLACK	H12 C33	

# 17 A58-517, flown by F/O Norm Turnbull, No. 79 Squadron, Morotai, April 1945

On the rear fuselage, the Yellow ring on the RAF roundel, the RAF serial and the Sky fuselage band appear to have been over painted with RAAF Dark Sea Grey. Foliage Green does not appear to have been used on this aircraft. Norm Turbull personally told the author of the book that the elephant was grey.




RED	H13 C3	MEDIUM SEA GREY	H335 C363	BRIGHT BLUE	H323 C323	95% RAAF DARK SEA GREY C362	5% H12 C33
YELLOW	H4 C4	CLEAR GREEN	H94 C138	CLEAR RED	H90 C47	CLEAR ORANGE	H92 C49
OCEAN GREY	C362	FOLIAGE GREEN	H302 C302	DARK GREEN	H73 C361	WHITE	H316 C316
						BLACK	H12 C33



# 19 JF630, flown by F/O Larry Cronin, shortly after his fourth victory, near Palel, India, on March 6th, 1944

According to the interview with Larry Cronin the squadron A/C retained their desert colours. The pilot maintains that his aircraft still had its extended wingtips when he gained his victories. In November 1943, No. 81 Squadron, RAF, withdrew from Sicily to Egypt where they re-equipped with Spitfire Mk.VIII aircraft. Cronin recalls that all these aircraft were in the JF serial range and had extended wingtips and standard rudders. Photos of aircraft in this serial batch showing this configuration support his comments. Most sources state that the aircraft were re-camouflaged in Dark Earth, Dark Green and Sea Grey Medium when they arrived in India. The comments in those sources appear to be based on an order issued by RAF Headquarters, New Delhi. The date of the order is 4 April 1944, some three months after No.81 Squadron's arrival in the theatre, and a month after the only known photos of Cronin's aircraft were taken.




RED	H113 C3				
YELLOW	H4 C4	CLEAR GREEN	H94 C138	CLEAR RED	H90 C47
AZURE BLUE	C370	DARK EARTH	H72 C369	MIDDLE STONE	H71 C21
		BLACK	H12 C33		



# 21 A58-430, flown by F/O Jack King, No. 452 Squadron, Tarakan, Borneo, July 1945

This A/C shown the ravages of five months service in the tropics. The lower part of the rudder was repainted Sky Blue or covered with Aluminium dope. The white leading edges and cannon fairings were over painted, probably with Foliage Green.




ČESKOU VERZI TEXTU NALEZNETE NA [www.eduard.com/s/2119](http://www.eduard.com/s/2119)

RED	H13 C3				
YELLOW	H4 C4	CLEAR GREEN	H94 C138	CLEAR RED	H90 C47
				CLEAR ORANGE	H92 C49
FOLIAGE GREEN	H302 C302	LIGHT BLUE	H417 C117	ALUMINIUM	MC218
				BLACK	H12 C33

# 22 A58-518, flown by F/O Jack Pretty, No. 452 Squadron, Morotai, December 1944

This A/C was quite new. At the time Pretty scored his victory, it had been with the squadron for only two weeks. The cannon barrel fairings were camouflaged and the fairings over the outboard cannon were White.



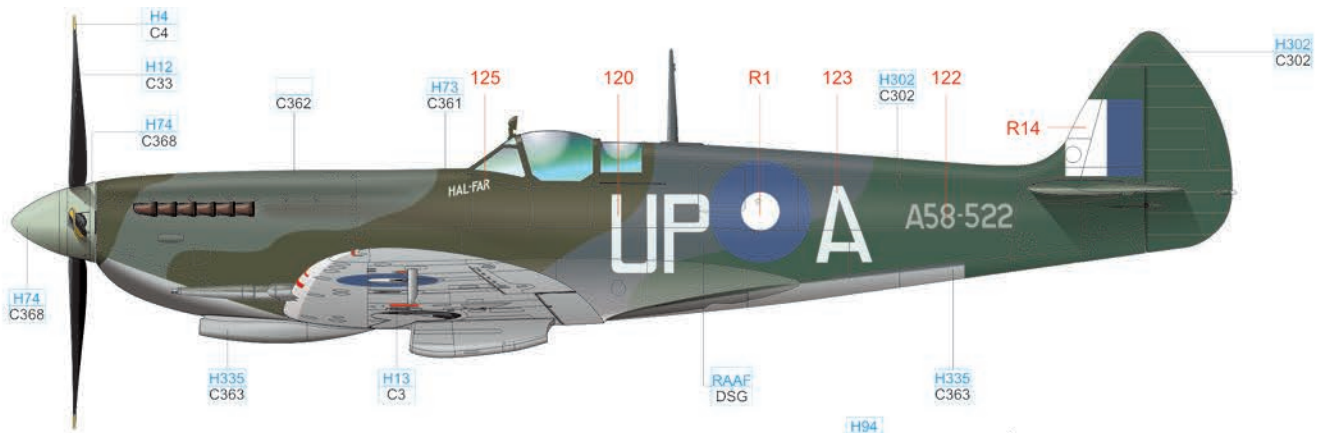
ČESKOU VERZI TEXTU NALEZNETE NA [www.eduard.com/s/2119](http://www.eduard.com/s/2119)



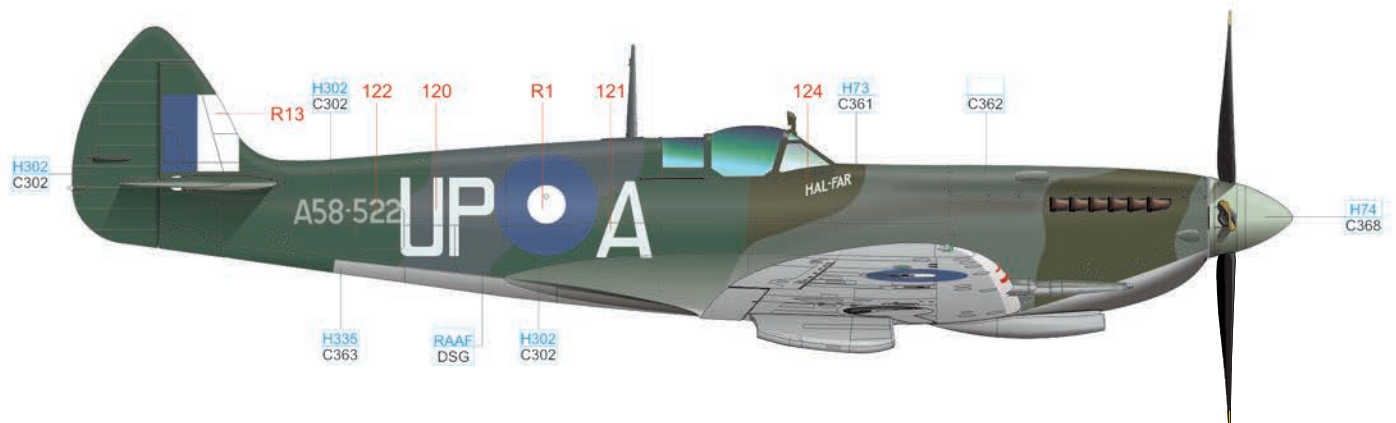

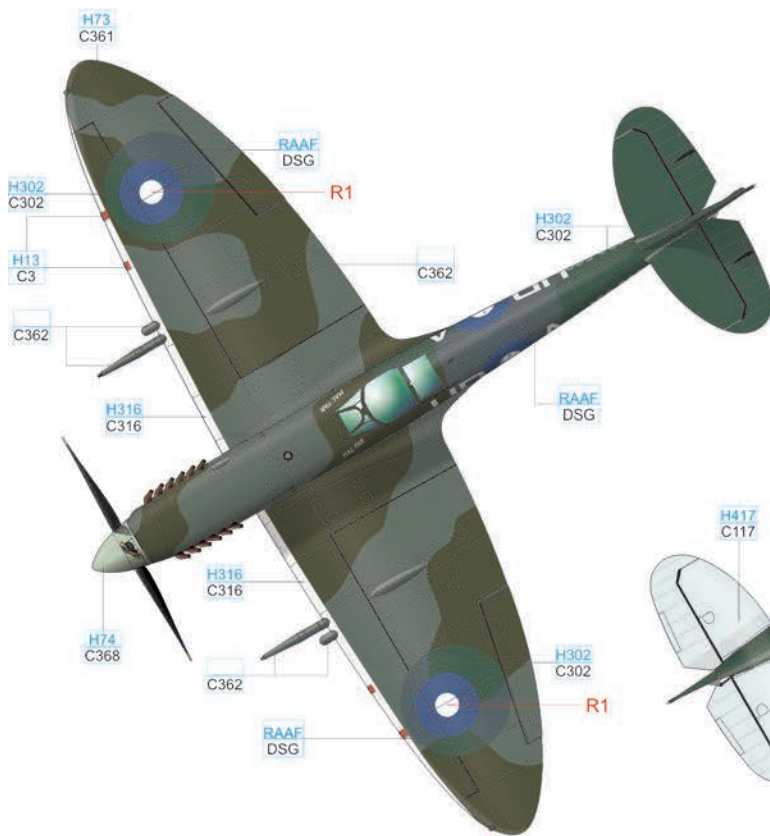
RED	H13 C3	CLEAR GREEN	H94 C138	CLEAR RED	H90 C47	CLEAR ORANGE	H92 C49
YELLOW	H4 C4	LIGHT BLUE	H417 C117	WHITE	H316 C316	BLACK	H12 C33
FOLIAGE GREEN	H302 C302						

# 23 A58-522, flown by F/L Len Reid, No. 79 Squadron, Morotai, March 1945

This aircraft originally had a White empennage. This was painted over before it was flown to Morotai. The cannon fairings were camouflaged.



ČESKOU VERZI TEXTU NALEZNETE NA [www.eduard.com/s/2119](http://www.eduard.com/s/2119)

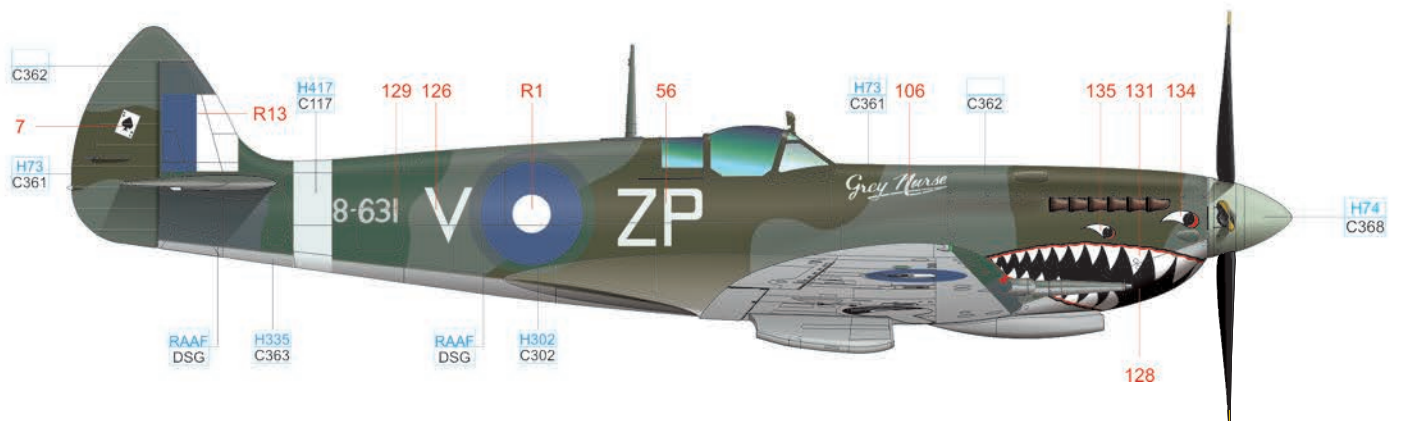
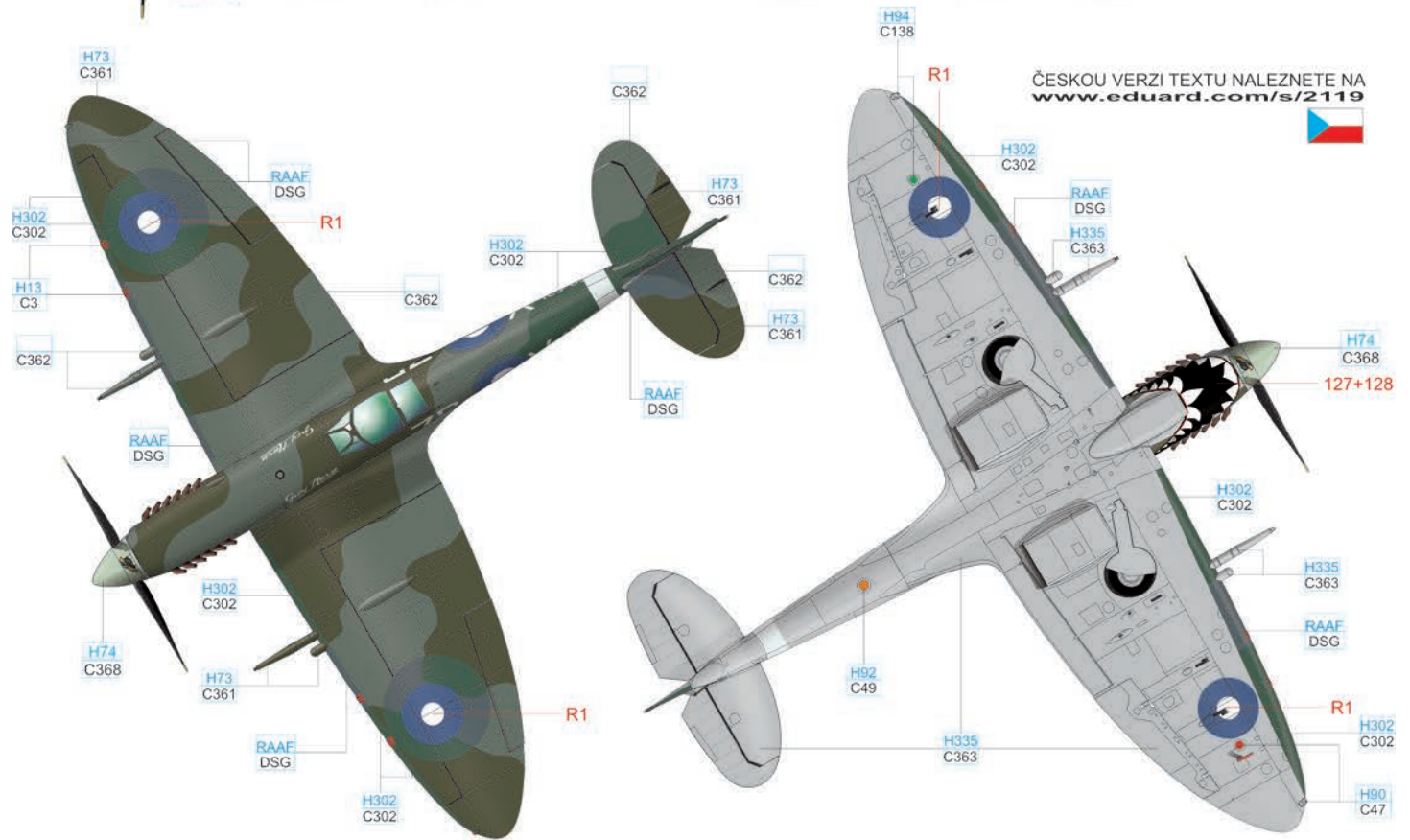
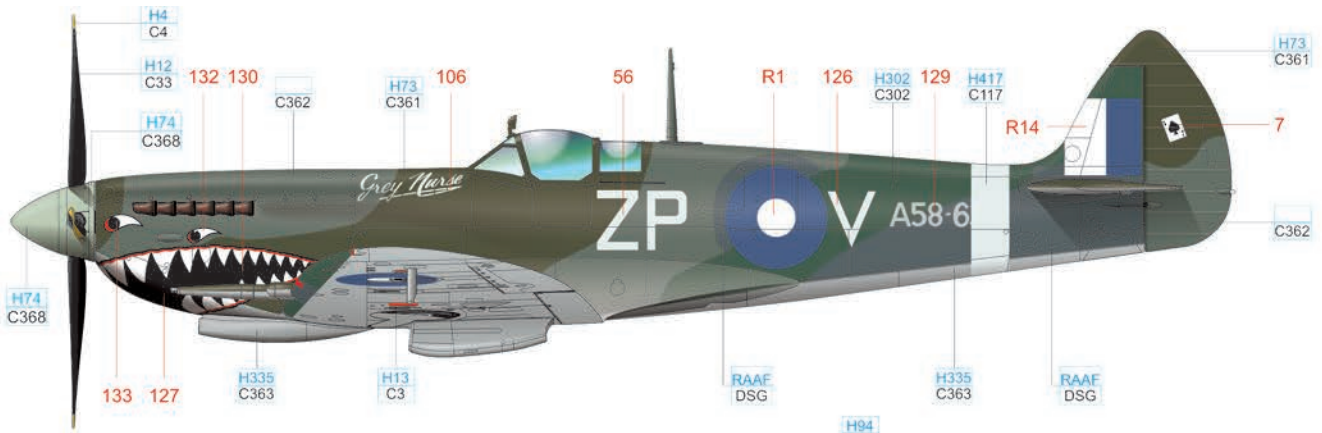


RED	H13 C3	MEDIUM SEA GREY	H335 C363	LIGHT BLUE	H417 C117	95% RAAF DARK SEA GREY	C362	+ 5% H12 C33	
YELLOW	H4 C4	CLEAR GREEN	H94 C138	CLEAR RED	H90 C47	CLEAR ORANGE	H92 C49	SKY	H74 C368
OCEAN GREY	C362	FOLIAGE GREEN	H302 C302	DARK GREEN	H73 C361	WHITE	H316 C316	BLACK	H12 C33



# 24 A58-631, No. 457 Squadron, Labuan, Borneo, June 1945


The spinner was Red when the A/C was flown at Morotai in April 1945. When the squadron deployed to Labuan it was repainted Sky Blue. The white leading edges were over painted, probably with Foliage Green. There was extensive repainting with Foliage Green and Dark Sea Grey on the rear fuselage where original serial, roundel and Sky band were over painted.



RED	H13 C3	MEDIUM SEA GREY	H335 C363	LIGHT BLUE	H417 C117	95% RAAF DARK SEA GREY	C362	+ 5% H12 C33	
YELLOW	H4 C4	CLEAR GREEN	H94 C138	CLEAR RED	H90 C47	CLEAR ORANGE	H92 C49		
OCEAN GREY	C362	FOLIAGE GREEN	H302 C302	DARK GREEN	H73 C361	BLACK	H12 C33	SKY	H74 C368








# 25 A58-303, No. 1 APU, Laverton, Victoria, late 1944

At the end of May 1944, it was stripped back to natural metal, and the fabric covered areas re-bagged and painted with aluminium dope. The White empennage and wing leading edges were added. The anti-dazzle panel, the rectangular rear-view mirror and windscreen frame and front canopy frame are Black. There appear to be no maintenance or warning stencils on this aircraft. The spinner is red. The front part of the cannon barrel fairings left unpainted.



ČESKOU VERZI TEXTU NALEZNETE NA [www.eduard.com/s/2119](http://www.eduard.com/s/2119)



	H4 C4		H94 C138		H90 C47
	H13 C3		H12 C33		SM01
			WHITE		H316 C316

# 26 A58-370, No. 54 Squadron, Darwin Civil Aerodrome, May 1945

This A/C has clearly been fitted with a freshly bagged rudder. This could be K3/181 Covering Dope Aluminium or some form of primer grey. The RAAF overpainted the RAF serial, the Yellow surround of the fuselage roundel and reduced the size of the upper wing roundels. The colours used would most likely have been: RAAF Light Earth, in place of Middle Stone. This colour is close to the RAF Light Earth but darker than Middle Stone. RAAF Dark Earth is very similar to the RAF Dark Earth, being only marginally darker. The squadron code letters are Yellow.


ČESKOU VERZI TEXTU NALEZNETE NA [www.eduard.com/s/2119](http://www.eduard.com/s/2119)

RED	H13 C3	ALUMINIUM	MC218
YELLOW	H4 C4	CLEAR GREEN	H94 C138
		CLEAR RED	H90 C47
		LIGHT GREY	H338 C338
		CLEAR ORANGE	H92 C49
AZURE BLUE	C370	DARK EARTH	H72 C369
		MIDDLE STONE	H71 C21
		WHITE	H316 C316
		BLACK	H12 C33



# 28 A58-526, No. 79 Squadron, Morotai, May 1945

A58-526 was originally coded UP-L, when it joined the squadron in April 1945. About July/August 1945 this was changed to UP-R and the spinner was now Black. There was extensive repainting with Foliage Green and Dark Sea Grey on the rear fuselage where original serial, roundel and Sky band were over painted.



ČESKOU VERZI TEXTU NALEZNETE NA [www.eduard.com/s/2119](http://www.eduard.com/s/2119)




RED	H13 C3	MEDIUM SEA GREY	H335 C363	SKY	H74 C368	95% RAAF DARK SEA GREY	C362	5% H12 C33	
YELLOW	H4 C4	CLEAR GREEN	H94 C138	CLEAR RED	H90 C47	CLEAR ORANGE	H92 C49	SILVER	SM01
OCEAN GREY	C362	FOLIAGE GREEN	H302 C302	DARK GREEN	H73 C361	WHITE	H316 C316	BLACK	H12 C33



# 30 A58-419, flown by F/O Fred Inger, No. 457 Squadron, Sattler Airstrip, October 1944

The cannon fairings were over painted Foliage Green.




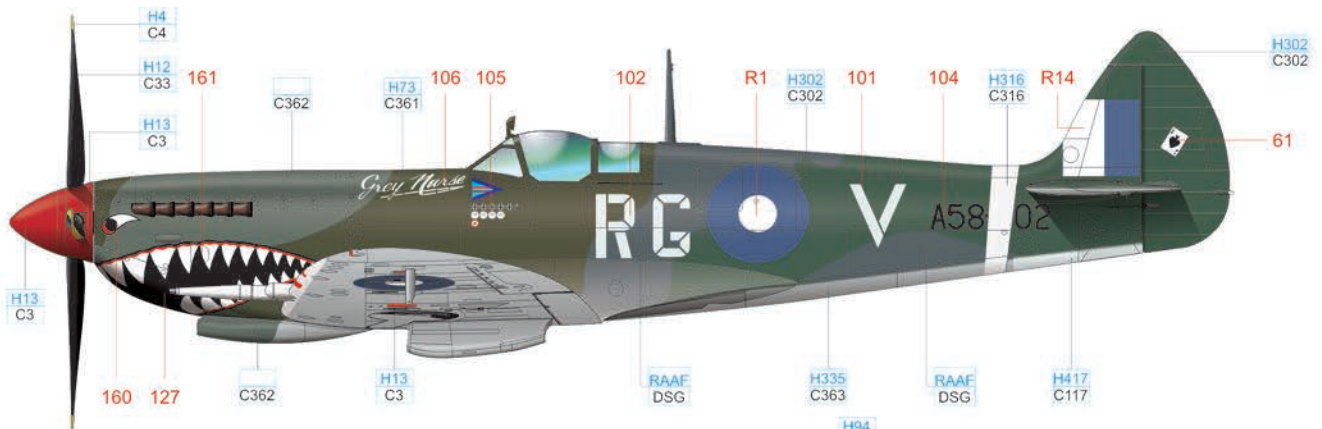
ČESKOU VERZI TEXTU NALEZNETE NA  
[www.eduard.com/s/2119](http://www.eduard.com/s/2119)



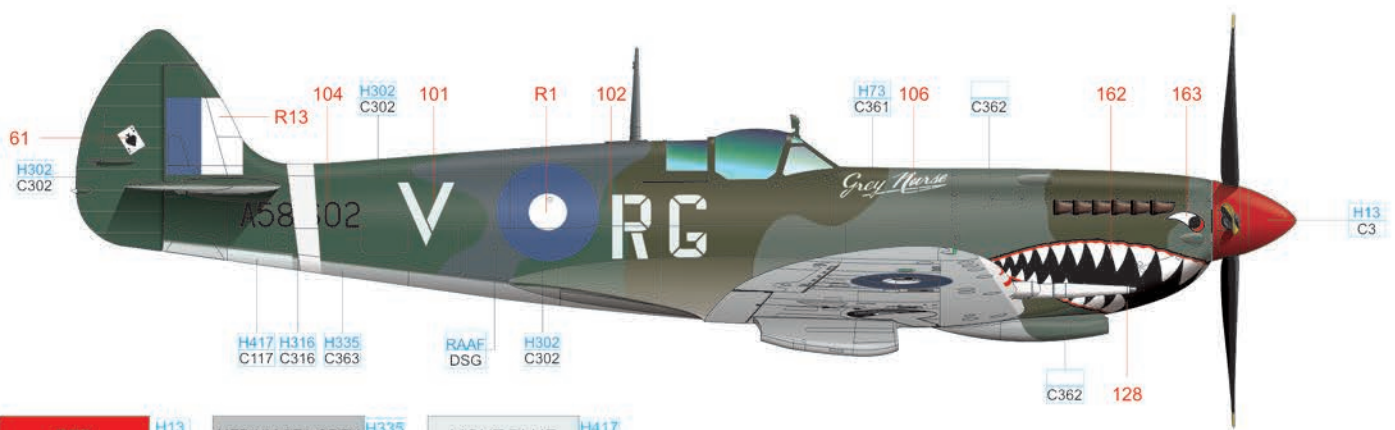
RED	H13 C3						
YELLOW	H4 C4	CLEAR GREEN	H94 C138	CLEAR RED	H90 C47	CLEAR ORANGE	H92 C49
FOLIAGE GREEN	H302 C302	LIGHT BLUE	H417 C117	WHITE	H316 C316	BLACK	H12 C33

# 31 A58-602, flown by W/C Bobby Gibbes, the Wing Leader of No. 80 Wing, Mototai, April 1945

A58-602 with newer, bigger, shark mouth and newly positioned eyeballs. Compare to the colour profile No. 18.



ČESKOU VERZI TEXTU NALEZNETE NA [www.eduard.com/s/2119](http://www.eduard.com/s/2119)




RED	H13 C3	MEDIUM SEA GREY	H335 C363	LIGHT BLUE	H417 C117
YELLOW	H4 C4	CLEAR GREEN	H94 C138	CLEAR RED	H90 C47
OCEAN GREY	C362	FOLIAGE GREEN	H302 C302	DARK GREEN	H73 C361
				WHITE	H316 C316
				BLACK	H12 C33
				95% RAAF DARK SEA GREY	C362 + 5% H12 C33
				CLEAR ORANGE	H92 C49



# 32 A58-319, 'Olly', flown by F/S Robert Ingles Buchan, No. 548 Squadron, Darwin Civil Strip, November 1944

This aircraft was stripped back to natural metal and the fabric covered areas re-bagged and painted with aluminium dope.



YELLOW	H4 C4	CLEAR GREEN	H94 C138	CLEAR RED	H90 C47
RED	H13 C3	BLACK	H12 C33	SILVER	SM01
				SILVER	Mc218

