

- 1 Mosquito F.B. Mk.VI A52-533
No. 1 Sqn. RAAF, Borneo 1945
- 2 Mosquito F.B. Mk.VI A52-513
No. 1 Sqn. RAAF, Borneo 1945
- 3 Mosquito F.B. Mk.VI A52-531
No. 1 Sqn. RAAF, Borneo 1945
- 4 Mosquito F.B. Mk.VI A52-505
No. 1 Sqn. RAAF, Philippines 1945
- 5 Mosquito F.B. Mk.40 A52-50
No. 5 O.T.U., RAAF, Australia 1944
- 6 Mosquito P.R. Mk.40 A52-6
No. 87 Sqn. RAAF, Coomalee Creek 1944
- 7 Mosquito PR Mk.XVI A52-619
No. 87 Sqn. RAAF, Australia 1945
- 8 Mosquito F.B. Mk.40 A52-101
No. 87 Sqn. RAAF, Australia 1946
- 9 Mosquito P.R. Mk.41 (A52-324) VH-KLG
London/New Zealand Air Race, Cocos Islands, 1953
- 10 Mosquito Mk.II DZ269
No. 456 Sqn. RAF, Middle Wallop, 1943
- 11 Mosquito Mk.XVII HK290/G
No. 456 Sqn. RAF, Ford, 1944
- 12 Mosquito Mk.XXX NT264/G
No. 456 Sqn. RAF, Bradwell Bay, 1945
- 13 Mosquito F.B. Mk.VI HX914
No. 464 Sqn. RAF, December 1943
- 14 Mosquito F.B. Mk.VI HR352
No. 464 Sqn. RAF, March 1945
- 15 Mosquito F.B. Mk.VI MM403
No. 464 Sqn. RAF, Operation Jericho, February 18th 1944

All camouflages
are reconstruction
of possible
appearance.

How to apply decals

1. Cut out the needed detail from the sheet.
2. Submerge the decal completely in lukewarm water for 15 sec.
3. Put the wet decal on non-blotting base and allow it soften completely.
4. Place the decal together with the base paper on the model. Keep the decal by tweezers and remove the base paper carefully. In case that the decal was placed incorrectly, add eater with a brush on the border of the decal. The position of the decal can be corrected then.
5. If the decal is located on the right place, press it with a soft cloth to eliminate all water and air bubbles.
6. Allow the decal dry well.

Information and contact:
e-mail: dkdecals@seznam.cz
www.dkdecals.cz

 printed by  BOA Agency

Dealers:




Recommended colours

A Aluminium Humbrol 11 Agama 46Me	F Ocean Grey Humbrol 106 Agama B3
B Dark Green Humbrol 116 Agama B1	G Dark Red Humbrol 20 Agama 37L
C Medium Sea Grey Humbrol 64 Agama B6	H Sky type 9 Humbrol 90 Agama B5
D Foliage Green Humbrol 149 Agama A16	I Black Humbrol 33 Agama 07
E PRU Blue Humbrol 144 Agama A33	

Recommended 1/72 Kits

Mosquito Mk.II, Mk.VI (Mk.40) Tamiya, Hasegawa
Mosquito Mk.XVII Tamiya
Mosquito Mk.XVI Airfix
Mosquito Mk.XVI/Mk.30 Matchbox

Many thanks to Mr. Edward Russell for his help.



www.dkdecals.cz





72012

DH.98 Mosquito

used by Australian pilots
in the RAAF
and RAF

Includes
15 camouflage
schemes



DKdecals © reprint 2023

1/72

Made in Czech Republic

