

# J/A/S 29A/B/C/F

## Tunnan Part III

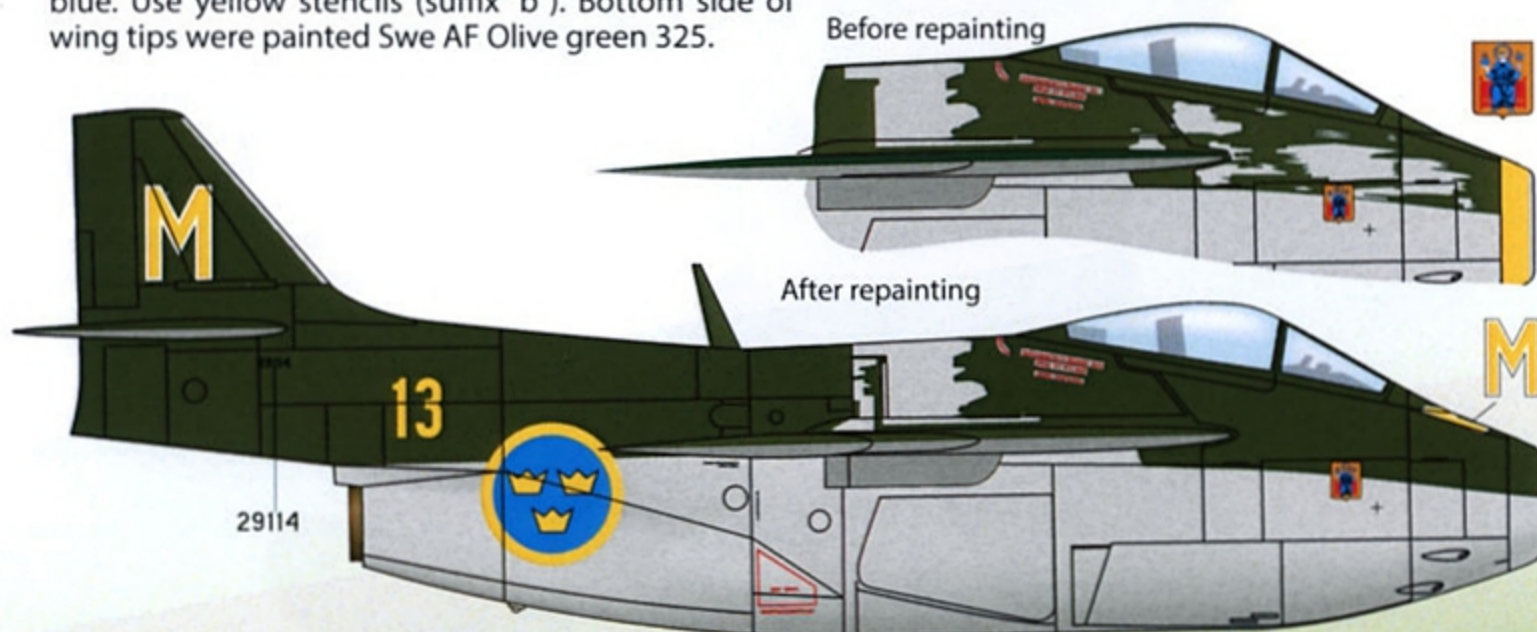
Camouflage painted aircraft



A 29B, 29563, red Kalle - F7 Sätenäs. Paint test.



S 29C, 29952, yellow Filip - F11 Skavsta/Nyköping. Camouflage pattern applied on some a/c during 1961-62 but was kept on the years after. Colours were Swe AF standard Dark green 325 and unidentified blue. Use yellow stencils (suffix "b"). Bottom side of wing tips were painted Swe AF Olive green 325.



J 29A, 29114, yellow Martin - F13 Bråvalla/Norrköping. Paint test. This a/c seems to lack the most of the stenciling on the top side besides the red varning texts (decal (15 b) and (16 b)) use decal (23 b) and (24 b) for flap indication.





**J 29F, 29484, red 47 (former red F) - F3 Malmen/Linköping.** The details in the paint scheme of this a/c is unsure, it appears like some of the darker areas have been covered with the lighter Olive green 325.




**J 29F, 29547, red 15 - F3 Malmen/Linköping.** Olive green and dark green with soft demarcations. This a/c received the camouflage paint scheme while it was marked red C, later red E before it was marked 15. The engine section was initially also painted the same way (Olive green/dark green). Use yellow stencils on top part of the a/c, prefix c.




**red Sigurd - F3 Malmen/Linköping.** It appears like this paint job has been very faded or retouched and the dark green areas have been covered with Olive green 325.



**J 29F, 29643, red Harald - F3 Malmen/Linköping, autumn 1966.** Colours where Olive green 325 and dark green, soft demarcations. Use yellow stencils on the top of the a/c.



Note slightly different shade of green over the wing tips, top and bottom side.

 Olive Green  
Likely to be  
Swe AF Std 325

 Dark green

 Bare metal

**Camouflage trials at the Test establishment (FC - FörsöksCentralen)**  
From August 1961 to spring 1962 camouflage trials were carried out in order to find suitable camouflage pattern and colours for J 35 Draken.

Olive green, dark blue and dark green should be applied in striped or cloudy pattern. Olive green/dark blue appears to have been concentrated to S 29C at F11 while the olive green/green black scheme was applied to a number of J 29F at F3.

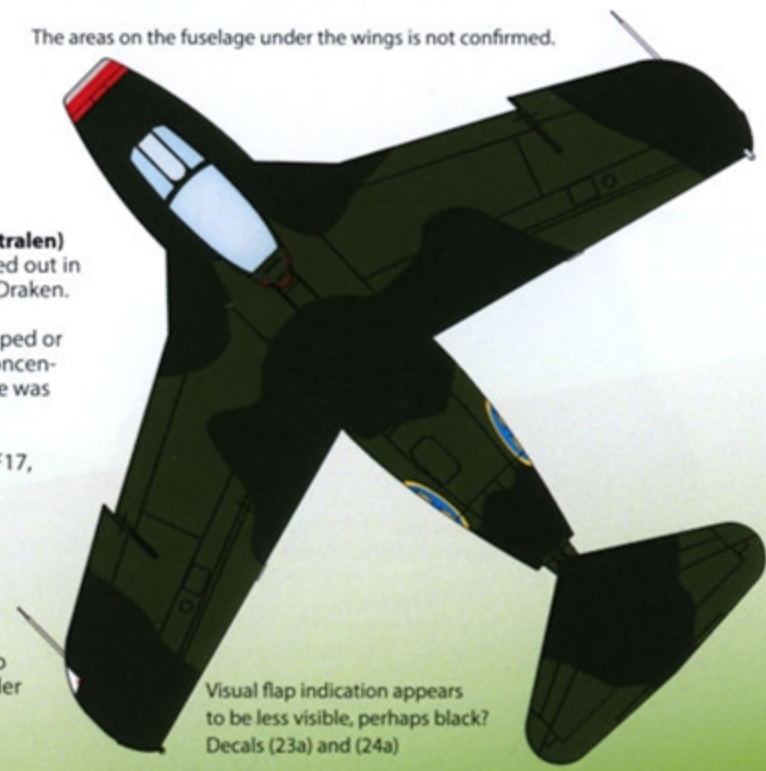
The test also included a/c types A 32A, S 32C and J 35A from F17, F11 and F13 respectively.

**Nose band decals**

In 1/72, nose band decals marked "MBX" corresponds to the Matchbox (Revell) kit. The other variant fits the Heller and the Tarangus kit.

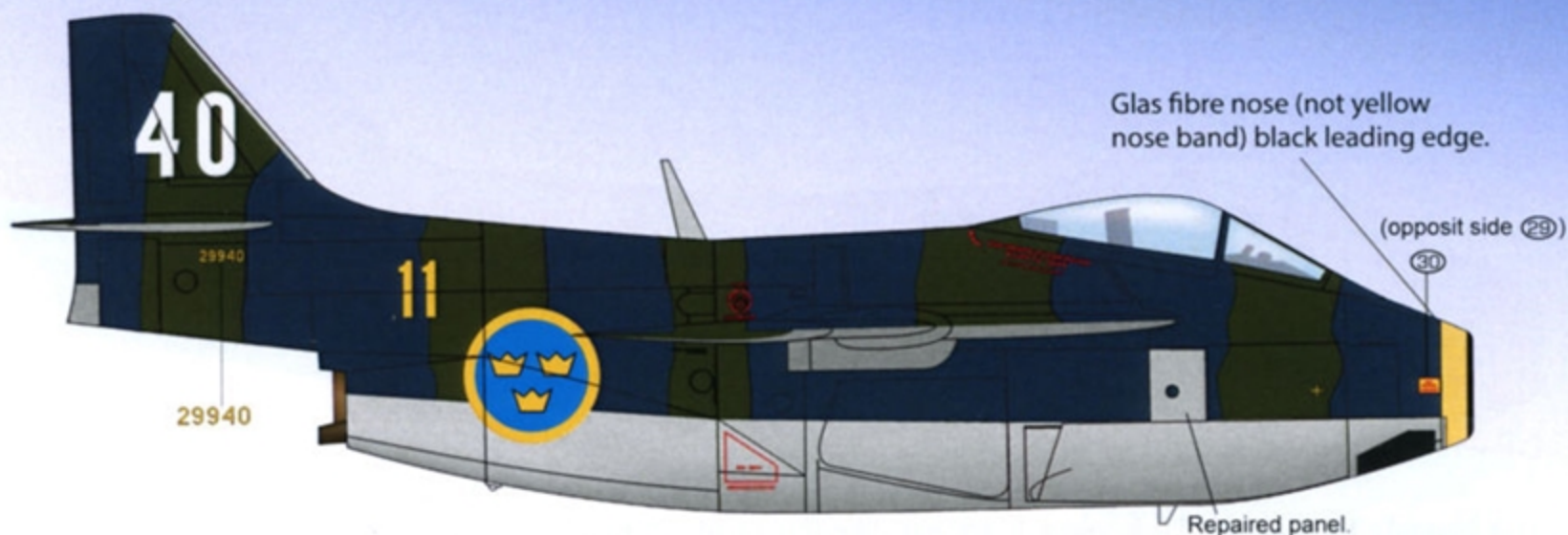
In 1/48 only the Pilot Replicas kit is considered.

The areas on the fuselage under the wings is not confirmed.



Visual flap indication appears to be less visible, perhaps black?  
Decals (23a) and (24a)





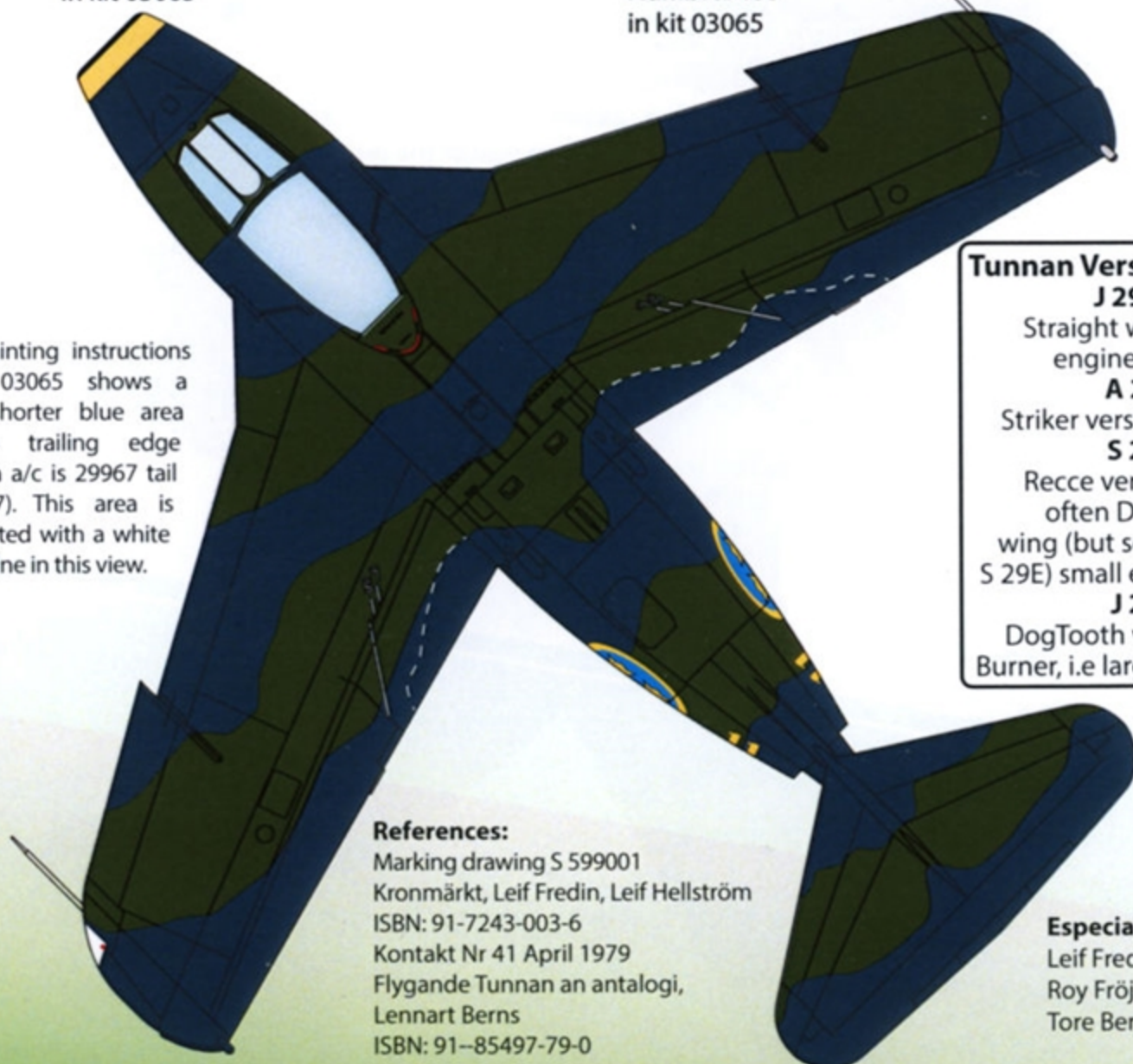
**S 29C, 29940, 40 - F11 Skavsta/Nyköping.** Camouflage pattern used on some a/c during 1961-62 survived to the later marking methodology with numbers instead of letters. Use yellow stencils (suffix "b"). Bottom side of wing tips were painted Olive green 325. 29967 and 29929 were marked in analogous way and are also included on decal sheet.

**Unidentified**  
**Dark blue (may be Swe AF Std later called 438)**  
 Airfix refer to Humbrol 96 in kit 03065

**Unidentified**  
**Olive Green**  
**Propably Swe AF Std 325**  
 Airfix refer to Humbrol 155 in kit 03065

**Bare metal**

Airfix painting instructions in kit 03065 shows a smaller/shorter blue area on the trailing edge (chosen a/c is 29967 tail code 67). This area is represented with a white dashed line in this view.



**Tunnan Versions in short**  
**J 29A/B**  
 Straight wing, small engine section.  
**A 29B**  
 Striker version of above.  
**S 29C**  
 Recce version, most often Dog tooth wing (but seldom called S 29E) small engine section.  
**J 29F**  
 DogTooth wing & After Burner, i.e larger engine sect

**References:**  
 Marking drawing S 599001  
 Kronmärkt, Leif Fredin, Leif Hellström  
 ISBN: 91-7243-003-6  
 Kontakt Nr 41 April 1979  
 Flygande Tunnan an antologi,  
 Lennart Berns  
 ISBN: 91-85497-79-0

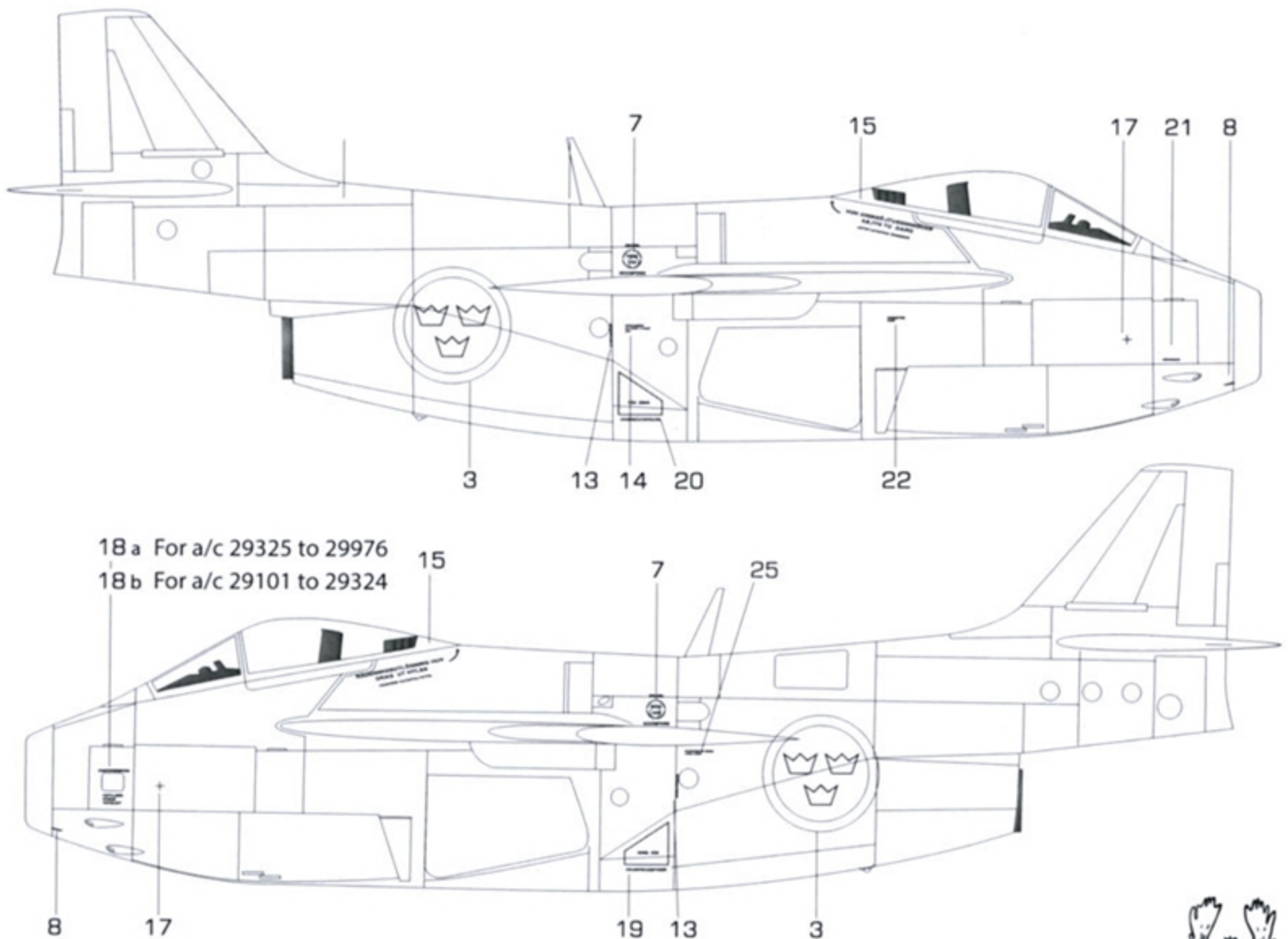
**Especially thanks to:**  
 Leif Fredin  
 Roy Fröjd  
 Tore Bernstrup



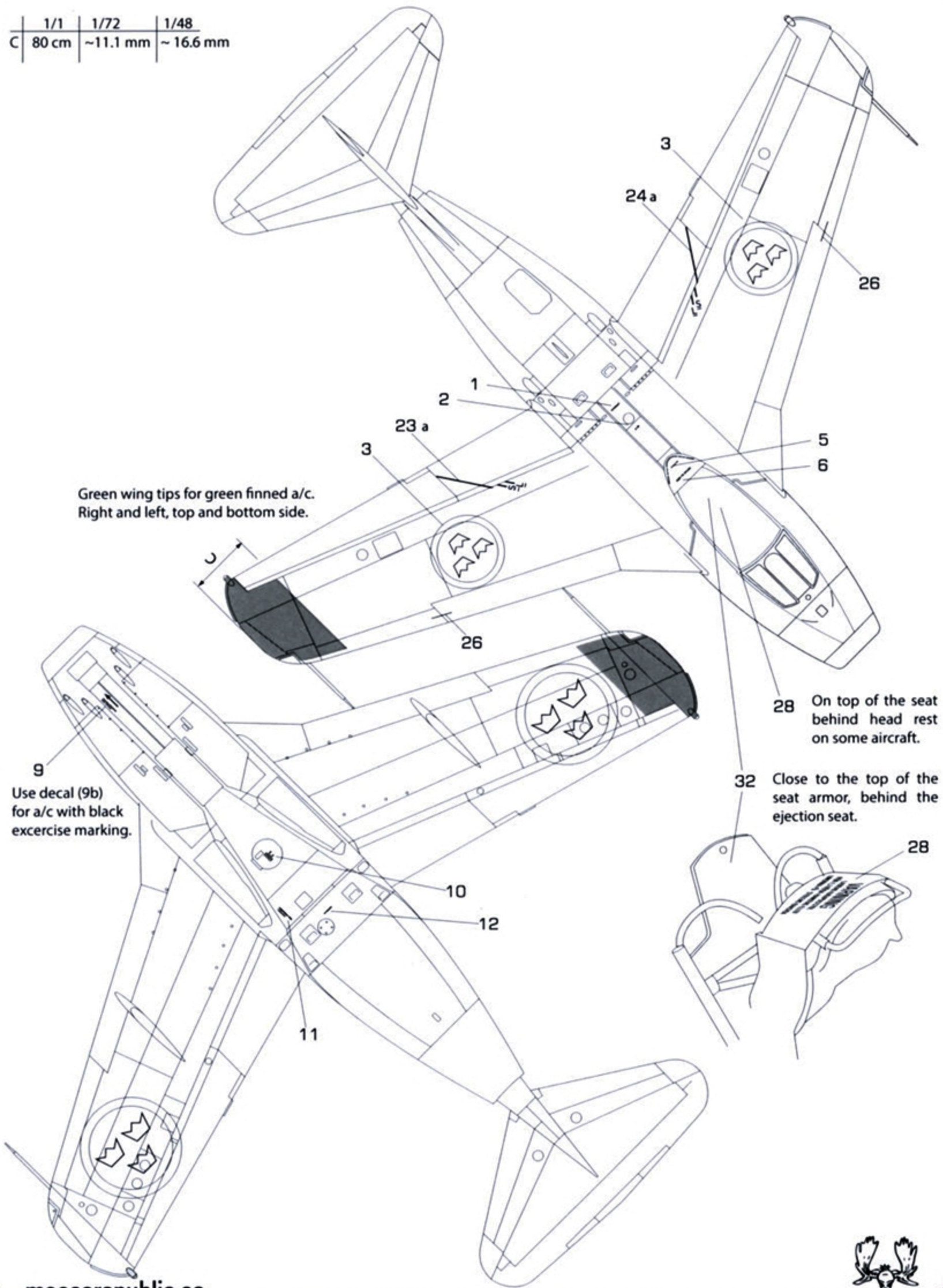
# *J/A/S 29A/B/C/E/F Saab Tunnan Camouflage Painted Aircraft Painting and decal placement guide*

J/A/S 29 A/B/C Tunnan was mostly seen in a bare metal scheme with nose band painted in the squadron colour.

Apart from the standard natural metal finish, some J 29 "Flying Barrels" were painted in variations of green test camouflage. The test of applying green right on the unprimed metal was performed at F7 Såtenäs and F13 Norrköping. The paint did not stick to the surface very well and was weared of relatively fast, therefore these a/c can be seen in a heavily weathered condition. Camouflage paint job was also performed at the interceptor wing F3 Malmen/Linköping and at the reconnaissance wing F11 Skavsta/Nyköping. The patterns were similar but since F11 sometime performed over sea, blue was chosen instead of dark green.



	1/1	1/72	1/48
C	80 cm	~11.1 mm	~16.6 mm



Green wing tips for green finned a/c.  
Right and left, top and bottom side.

Use decal (9b)  
for a/c with black  
exercise marking.

28 On top of the seat  
behind head rest  
on some aircraft.

32 Close to the top of the  
seat armor, behind the  
ejection seat.

