

公众号



客服



官网

在拼装模型之前强烈建议先访问  
if it is highly recommended that you visit  
[www.metalhead.cc](http://www.metalhead.cc)  
to see the completed model before assembling your own  
拼装过程如有零件损坏, 狂模官方网站提供零件补给。

### 拼装方法:

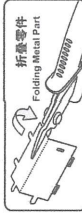
a. 取下零件



b. 识别零件


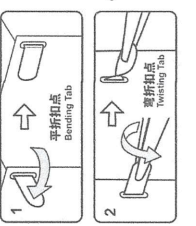


c. 折叠零件




### 注意事项:

Legends:



### 准备工具:

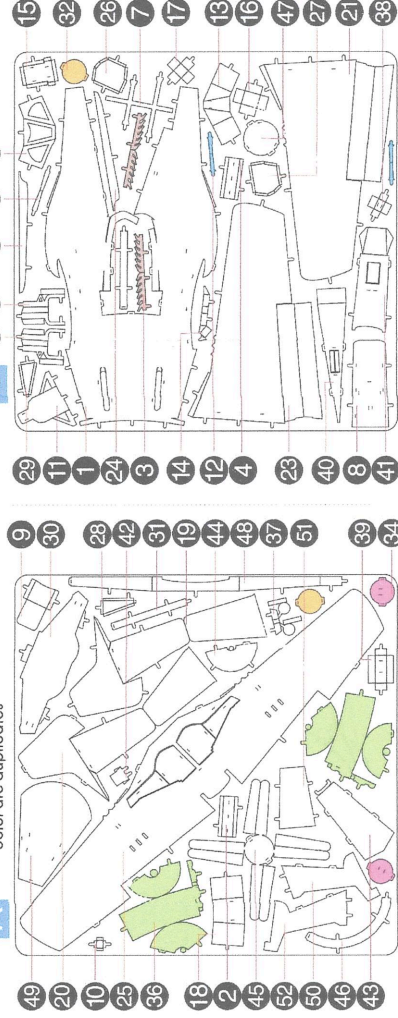


水口钳工具  
修整金属片板件上的零件水口位。  
- Tweezers or needle nose pliers:  
helpful for folding parts,  
bending and twisting tabs.

尖嘴钳工具  
弯折金属零件上的折弯线和扣点。  
- Wire cutters: helpful for taking  
parts from the metal sheets.

### Metal sheets

Parts that are in the same  
color are duplicates



In order to avoid possible injury from sharp edges, please carefully  
discard the metal sheets after parts have been removed  
! 组装时请小心处理金属零件, 以防划伤!

