



## Late War Consolidated B-24 Liberator Collection Pt1



For the best results these decals should be applied to a gloss surface such as provided by either Xtracolor or Xtracrylix paints. Cut out the decal required and soak in warm water until the decal is released from the backing paper. Wet the area to be decaled with MICRO SET which will help to eliminate air trapped under the decal and position the decal.

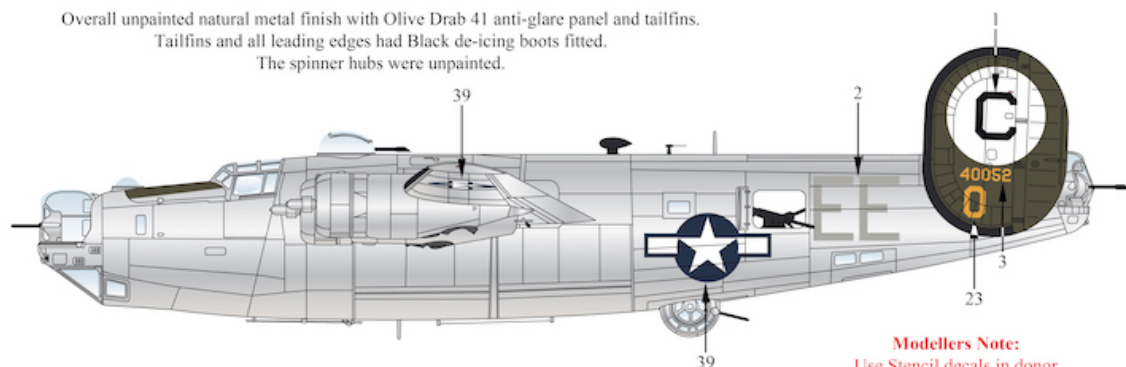
After 5 or 10 minutes wet the decal with MICRO SOL which will soften the decal and ensure that it settles down over any surface detail. Allow the decal to dry for at least 12 hours. During this time some wrinkling of the decal may occur, this is normal. Do not touch the decal at this time.

Carefully check for small air bubbles and if there are any prick with a needle and apply a drop of MICRO SOL. After all air bubbles have been eliminated and the decals are dry wash the entire model with water to remove any excess decal adhesive.

When completely dry the whole model should be sprayed with a coat of Xtracolor or Xtracrylix Flat, Satin or Gloss varnish depending on the finish required.


Store in a cool dry place, avoid sunlight, dampness or extremes of temperature and/or humidity.

Overall unpainted natural metal finish with Olive Drab 41 anti-glare panel and tailfins.  
 Tailfins and all leading edges had Black de-icing boots fitted.  
 The spinner hubs were unpainted.



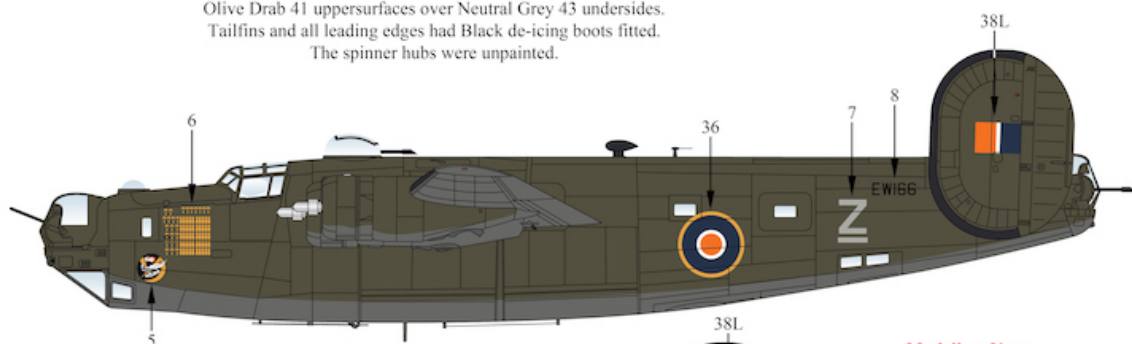
**Modellers Note:**  
 Use Stencil decals in donor kit.

Consolidated B-24J Liberator  
 44-40052, 'EE/C' of  
 565th BS, 389th BG  
 USAAF,  
 based at RAF Hethel,  
 1944.




Consolidated B-24J Liberator  
 EW166 'Z' of  
 31 Squadron  
 2 Wing,  
 South African Air Force,  
 205 Group,  
 based at Foggia, Italy,  
 1944.

Olive Drab 41 uppersurfaces over Neutral Grey 43 undersides.  
 Tailfins and all leading edges had Black de-icing boots fitted.  
 The spinner hubs were unpainted.



**Modellers Note:**  
 This airframe had the beam gunners doors and the ball turret faired over.  
 Use Stencil decals in donor kit.

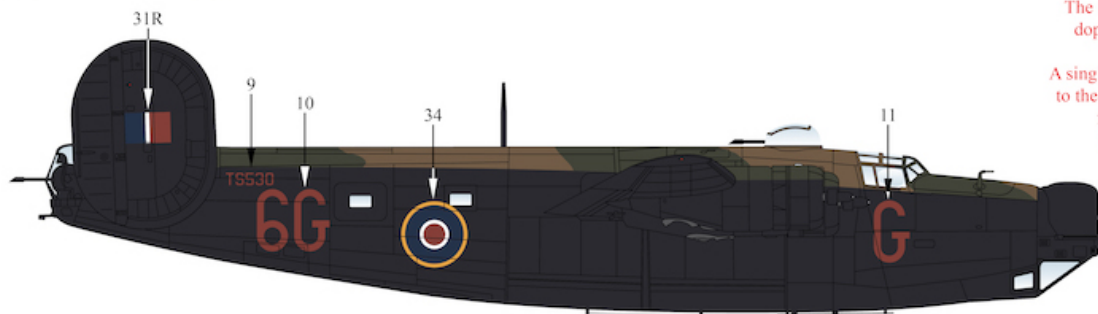


Consolidated B-24J Liberator  
 TS530 '6G' of  
 223 (SD) Squadron  
 100 Group,  
 Royal Air Force,  
 based at RAF Oulton,  
 1944.

RAF Bomber scheme of Dark Green and Dark Earth disruptive uppersurfaces over Night undersides. Night Tailfins and spinner hubs.

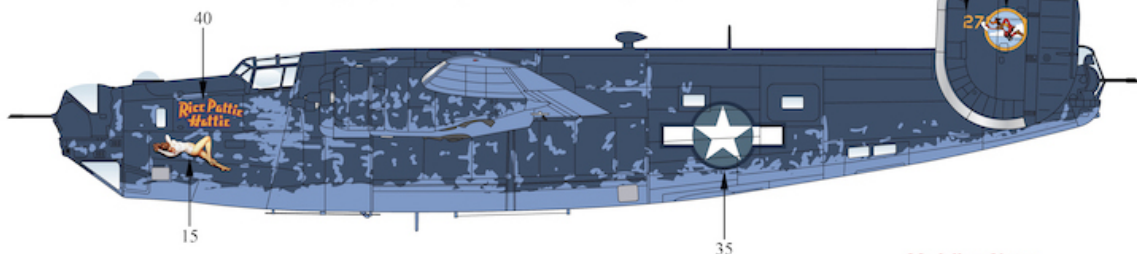


**Modellers Note:**  
 This airframe had the beam gunners doors and the ball turret faired over.  
 The nose turret and was blanked off with doped canvas and the nose navigators' astrodome was faired over.  
 A single 'Jostle' transmission mast was fitted to the fuselage spine with a 'Monica' aerial fitted being below the tail turret.  
 Use Stencil decals in donor kit.






This airframe may have been camouflaged in 'Haze Blue' uppersurfaces with an unidentified 'Pale Blue' undersurface colour. The 'Haze Blue' appears to have had some form of camouflage disruption with 'Pale Blue' blotches and 'squiggles' randomly applied all over. Tailfin and wing leading edges were unpainted. 'Haze Blue' spinner hubs.




**Modellers Note:**  
 This airframe had the beam gunners doors and the ball turret faired over.  
 The dorsel turret and was blanked off.  
 This airframe had three cameras in the nose and three in the bomb bay.  
 Use Stencil decals in donor kit.




Consolidated B-24M Liberators  
 A72-179 'MJ.V/ King Cobra'  
 21 Squadron, 82 Wing,  
 Royal Australian Air Force,  
 based at Morotai, Netherlands  
 East Indies,  
 1945.

A72-179 was in service with an overall unpainted natural metal finish with Olive Drab 41 anti-glare panel.  
 Tailfin and wing leading edges were unpainted as were the spinner hubs.




**Modellers Note:**  
 This airframe had the beam gunners openings full glazed over and the ball turret faired over.  
 Use Stencil decals in donor kit.

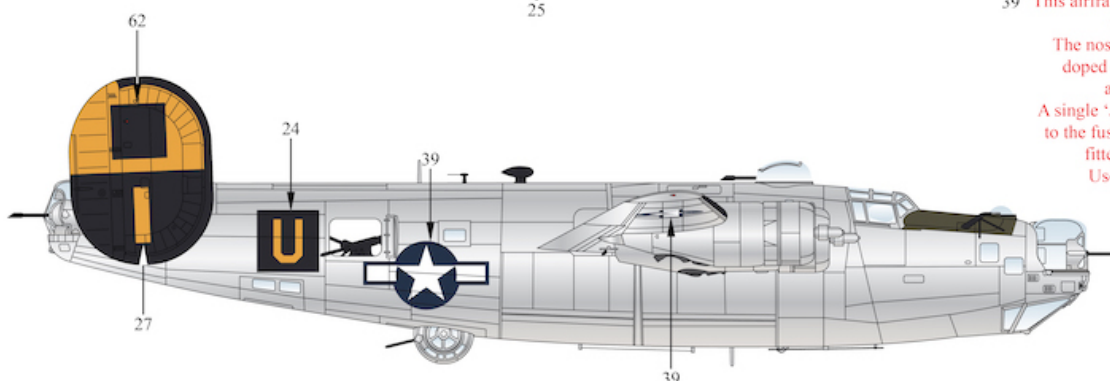


Consolidated B-24H Liberator  
 42-95348 'U' of  
 778th BS, 464th BG,  
 USAAF,  
 based at Pantanella,  
 Italy,  
 1944.

Overall unpainted natural metal finish with Olive Drab 41 anti-glare panel.  
 Tailfins and all leading edges had Black de-icing boots fitted.  
 The tailfins were painted half-Yellow and half-Black.  
 The spinner hubs were unpainted.

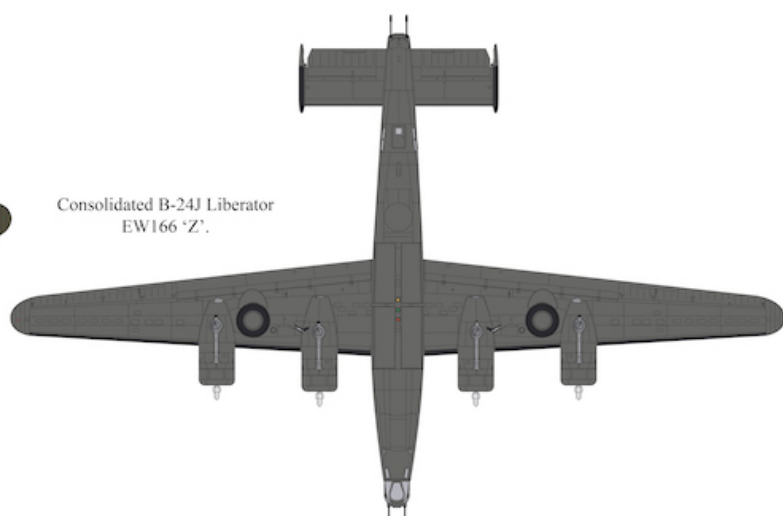
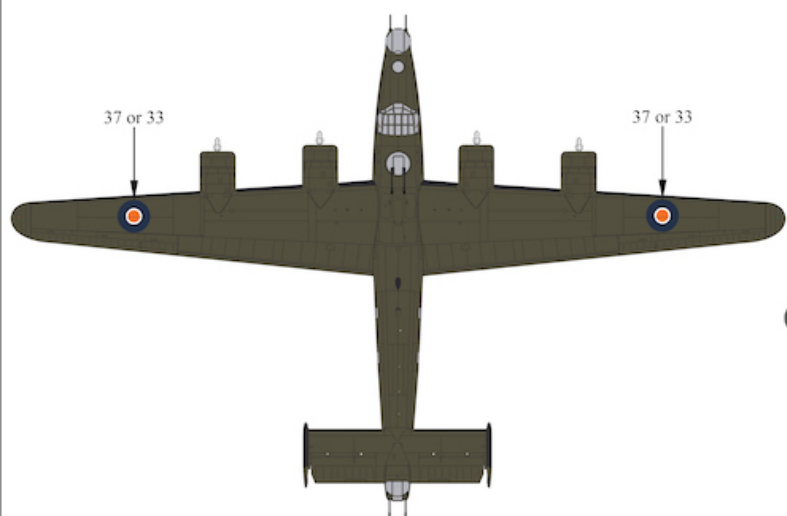


**Modellers Note:**  
 This airframe had the beam gunners doors and the ball turret faired over.  
 The nose turret and was blanked off with doped canvas and the nose navigators' astrodome was faired over.  
 A single 'Jostle' transmission mast was fitted to the fuselage spine with a 'Monica' aerial fitted being below the tail turret.  
 Use Stencil decals in donor kit.






Consolidated B-24J Liberator  
 44-40052, 'EE/C'.



Consolidated B-24J Liberator  
 EW166 'Z'.



Consolidated B-24J Liberator  
 TS530 '6G'.

**Xtracolor Paints**

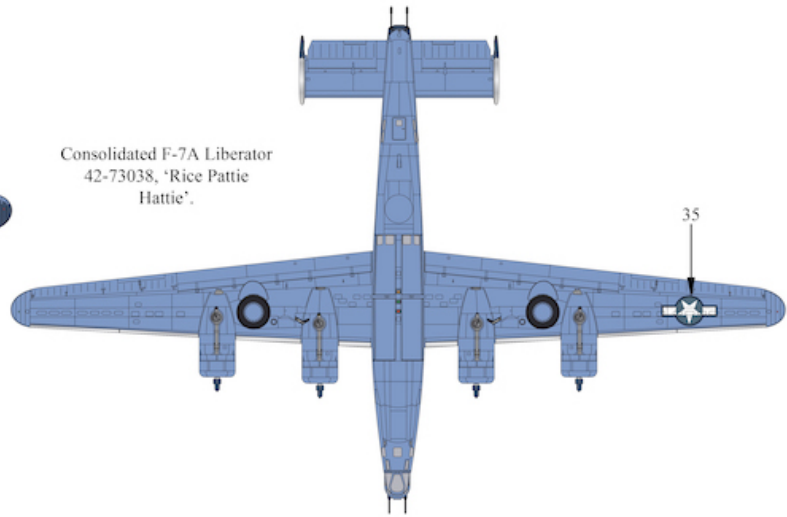

- X001 Dark Green
- X002 Dark Earth
- X012 Night Black
- X112 Olive Drab
- X133 Neutral Grey
- X160 Haze Blue
- X500 Duraluminum

Paints:


The colours used on these aircraft can be found in the Xtracolor (prefix number with X) and Xtracrylix (prefix number with XA1) range of paints.

**Xtracolor Paints**


- XA1001 Dark Green
- XA1002 Dark Earth
- XA1012 Night Black
- XA1112 Olive Drab
- XA1133 Neutral Grey
- XA1160 Haze Blue



Consolidated F-7A Liberator  
42-73038, 'Rice Pattie  
Hattie'.



Consolidated B-24M Liberator  
A72-179 'MJ.V/ King Cobra'.



Consolidated B-24H  
Liberator  
42-95348 'U'.