

MIKE
GRANT
Decals

SCREEN-PRINTED WATERSLIDE DECALS


MG 72-049

MG 48-049

Royal Canadian Navy Sea Furies

Seven markings options, including full
stencilling for two aircraft.

Custom Artwork By



Royal Canadian Navy Sea Furies

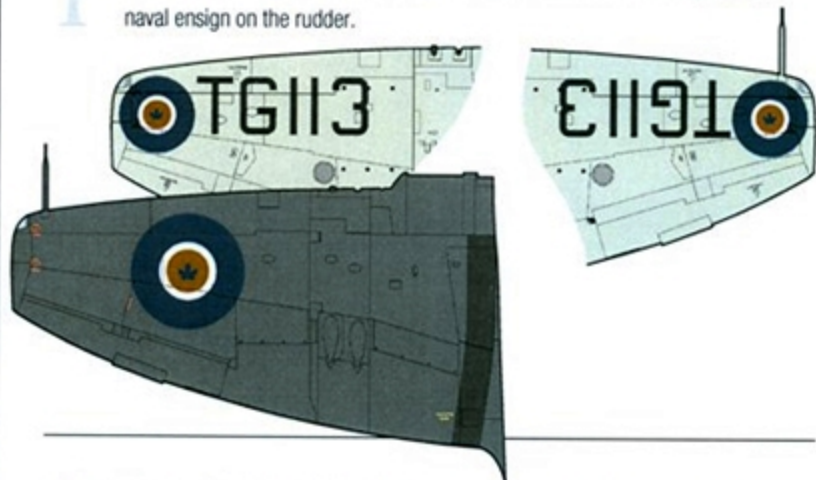
Custom Artwork By




-  Gloss Extra Dark Sea Grey (FS equivalent: FS 16118)
-  Gloss Sky Light Grey (FS equivalent: FS 16373)
-  RN Sky


Royal Canadian Navy Sea Furies

- 1 Sea Fury FB.11 TG113 from 803 Squadron September 1948. This aircraft is somewhat unusual in that it carries crew names below the windscreen and a naval ensign on the rudder.




- 5 Sea Fury FB.11 TG122 of 870 Squadron. Markings were standard for the Pattern 3 scheme and the 1951 timeframe in which it was photographed. Front of spinner is dark blue.

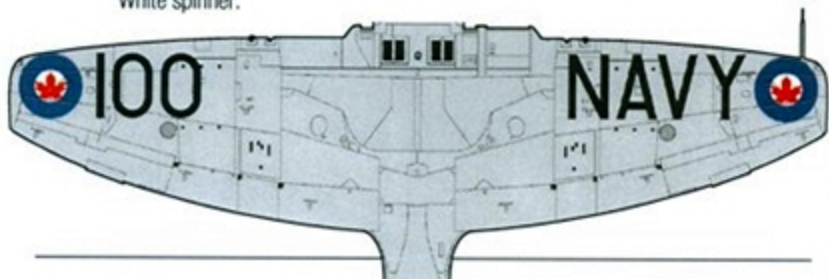
- 6 Sea Fury FB.11 TG117. Destined from the outset for service with the Winter Experimental Establishment (a non-combat unit), the aircraft was allocated the unit identifier "ZZ", and carried the individual aircraft code "A". The early RCN style roundel, letter codes and fin flash (of incorrect proportions) were applied in the UK, with the "ROYAL CANADIAN NAVY" identifier in a single line on the aft fuselage providing evidence of this. For its service in the far north, the outer wing panels (less the ailerons) and horizontal stabilizers (less the elevators) were painted red above and below. The profile shows the aircraft as it appeared when first delivered to the WEE in 1948.



- 2 Sea Fury FB.11 TG118/108 of 870 Squadron, illustrating the new marking scheme introduced in mid-1952. The red spinner with a white star motif and the black outlined red lightning bolt on the outboard side of each wing tank identify this aircraft as part of 870 Squadron's ad hoc demonstration team circa September 1952.

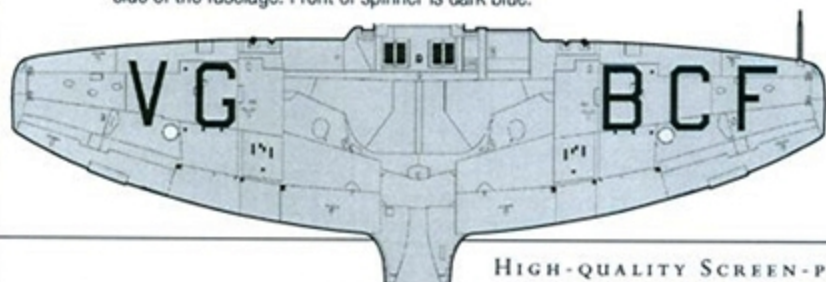


- 7 Sea Fury FB.11 VW563 of 871 Squadron. On one occasion, a simple matter of not paying attention to which side of the airplane he was on likely led a painter at Fairey Aviation of Canada, Ltd. to apply the lower wing "NAVY" and aircraft code to the wrong wings on VW563. An additional error on this scheme is the maple leaves in the roundels touching the edges of the white disk, contrary to the RCN standard. Seen aboard the Maggie during Exercise Mariner in September 1953. White spinner.



- 3 Sea Fury FB.11 VX695 with 883 Squadron in 1950-51 wearing factory-applied standard RCN markings of the period, but with the incorrect RN colors. On the original print of the photo on which the profile is based, there is evidence of overpainting of another aircraft code and of the single-line service identifier, the latter providing evidence of its having had RCN markings applied at the factory with the RN colors. (Refer to Scheme 4 for underwing code placement)

- 4 Sea Fury FB.11 TG114 of 870 Squadron was uniquely marked. For reasons unknown, although perhaps for an airshow display, this aircraft featured a large black-outlined "NAVY" in a light color (yellow is believed to be correct) on the side of the fuselage. Front of spinner is dark blue.



Mike Grant Decals gratefully acknowledges the contributions of Jennings Heilig who supplied the artwork and research notes for this decal set. The full article describing the history of the camouflage colors and markings applied to the RCN Sea Fury fleet appeared in the September 2006 issue of *Model Aircraft Monthly*; it was also published online at www.hyperscale.com in 2007. The article contains detailed information about the evolution of the Sea Fury colour schemes and a comprehensive bibliography of sources from which the information was derived. The artwork and text is strictly © Jennings Heilig and used with permission.

Royal Canadian Navy Sea Furies

Stencil placement

