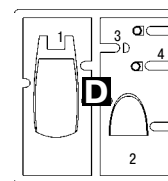
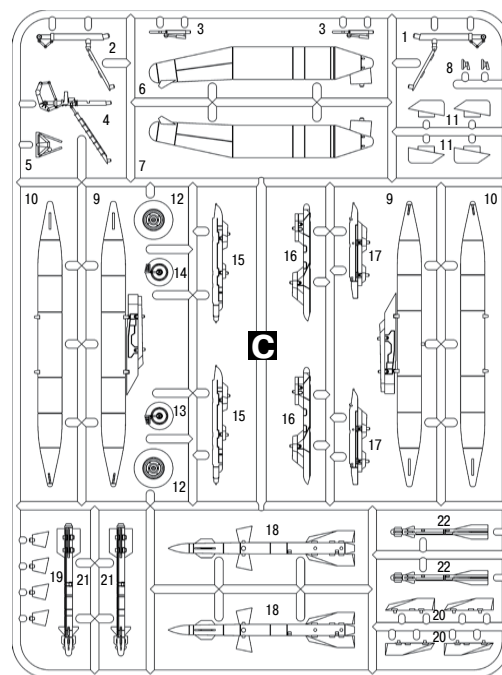
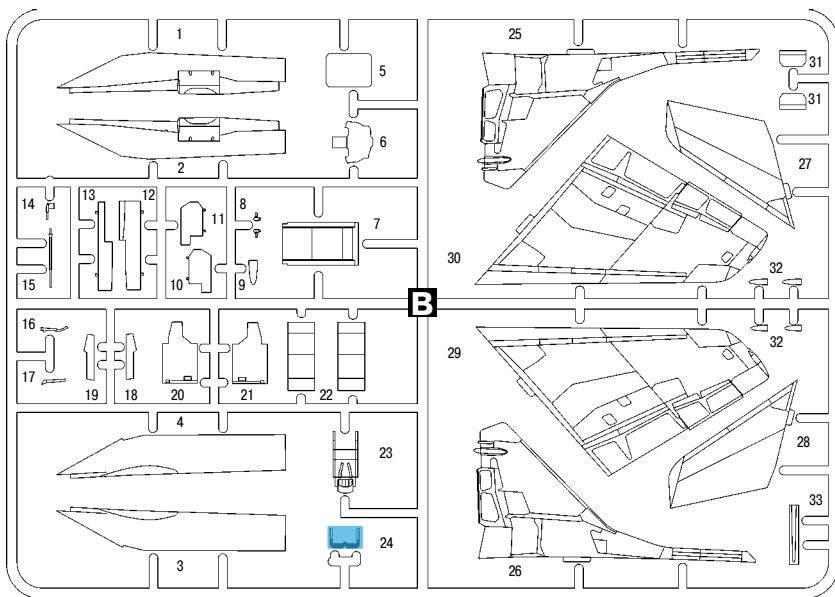
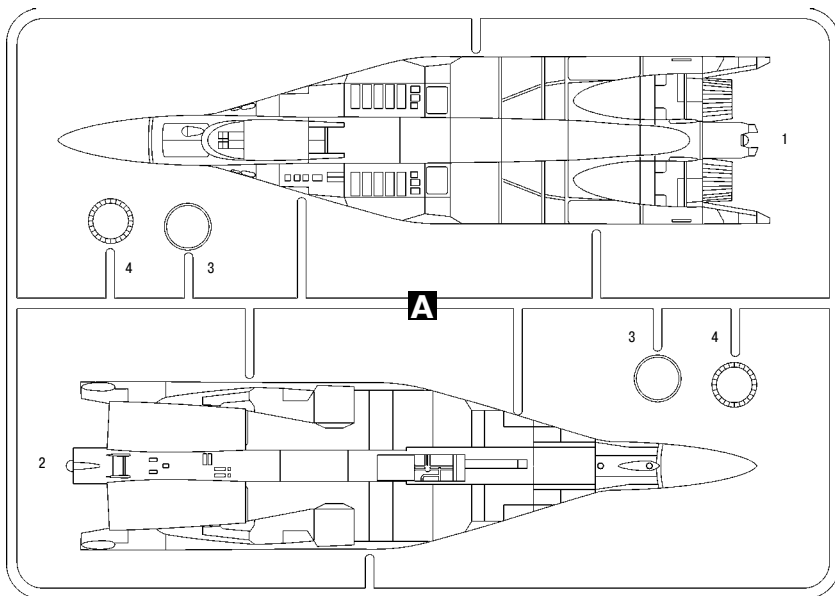


**МиГ-29 «9-13»**  
Советский фронтовой истребитель

№ 72141

1:72

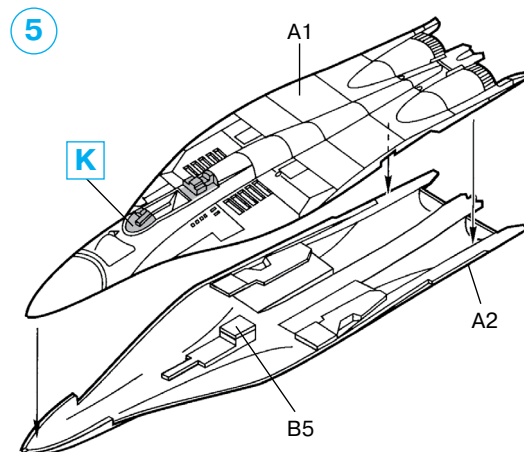
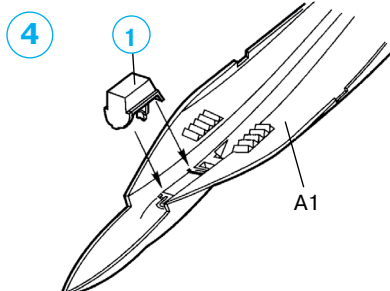
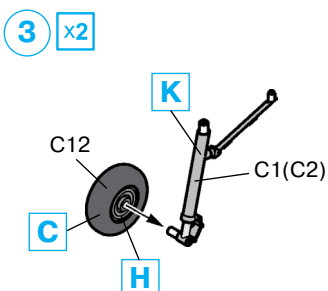
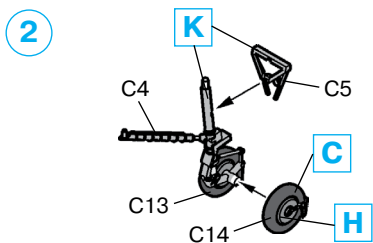
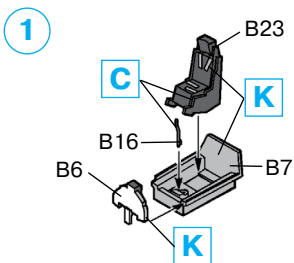
**MiG-29 «9-13»**  
Soviet Frontline Fighter



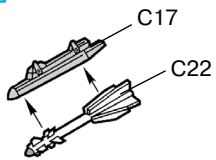
**ПРИ СБОРКЕ  
НЕ ИСПОЛЬЗУЕТСЯ  
PARTS NOT FOR USE**

**x2 СДЕЛАТЬ 2 ДЕТАЛИ  
MAKE 2 PCS**

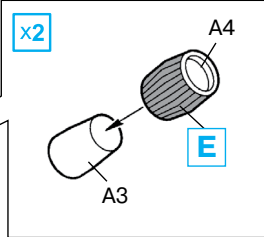
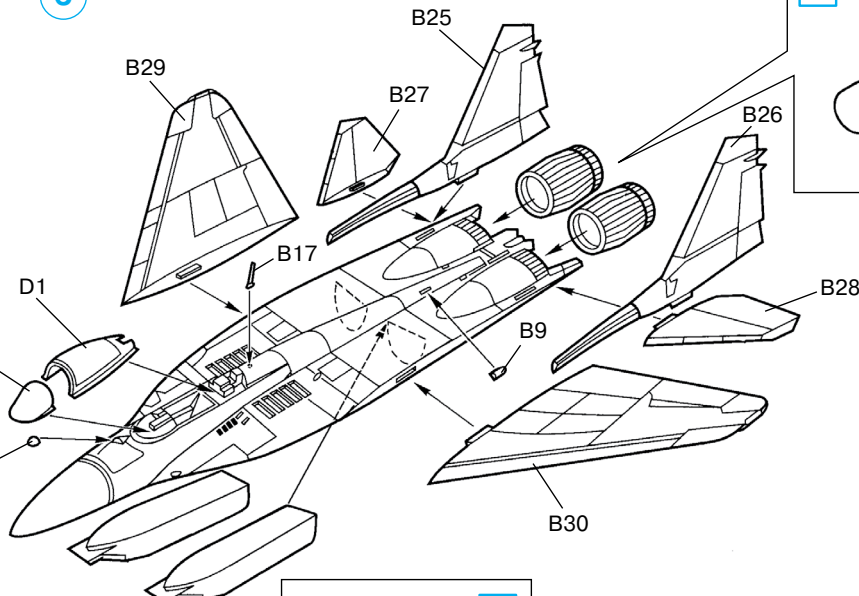
**? ПРОИЗВОЛЬНЫЙ  
ВЫБОР  
OPTIONAL**



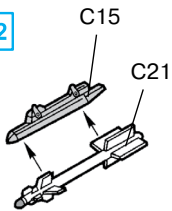
7 x2



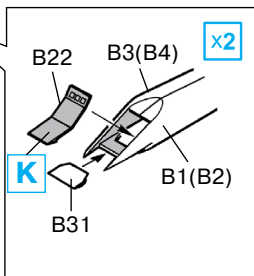
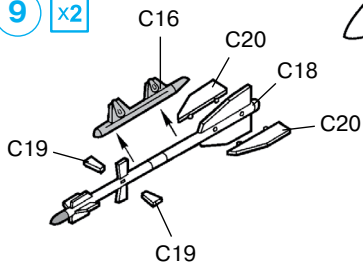
6



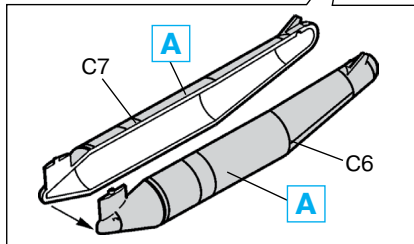
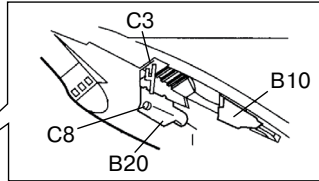
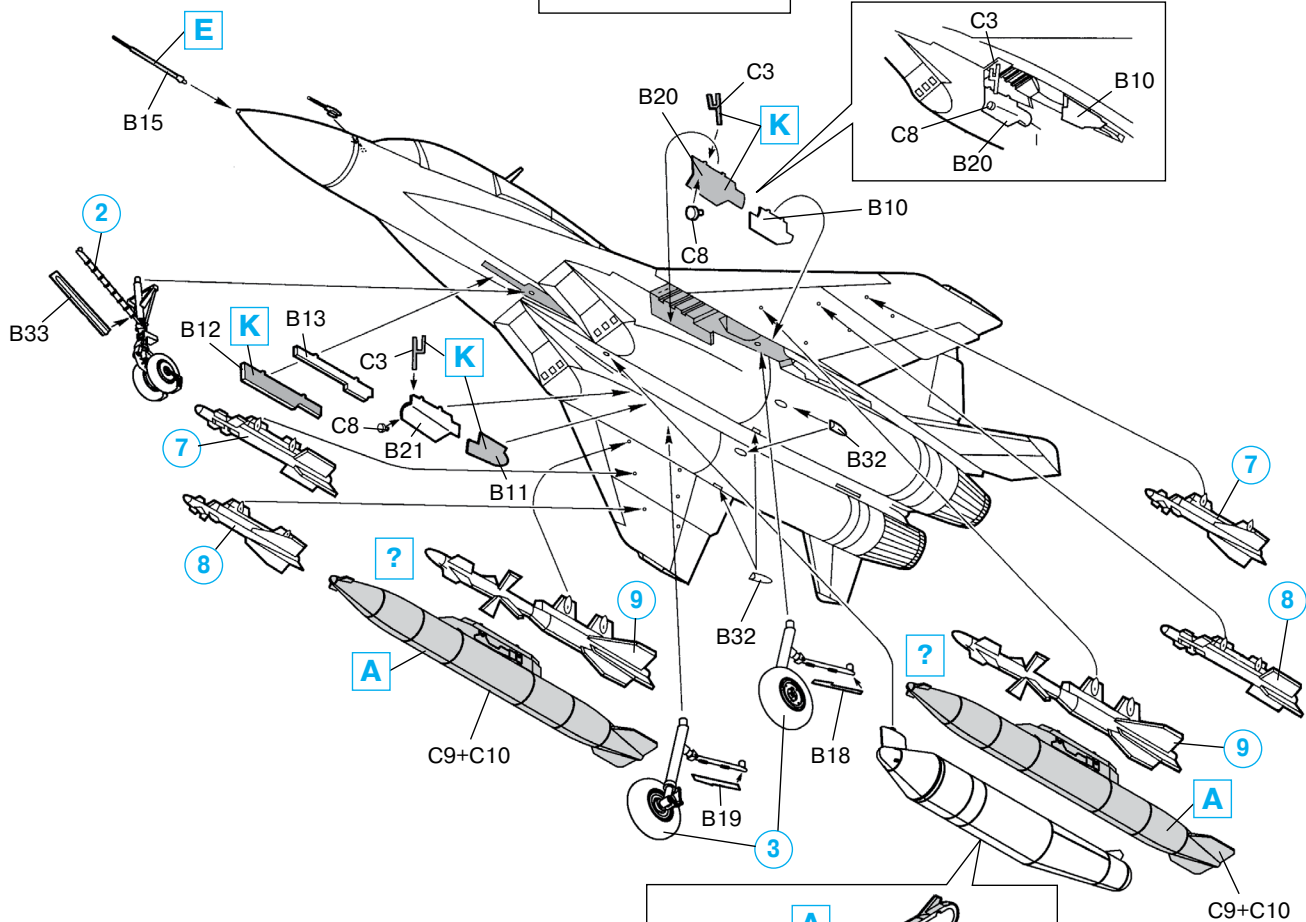
8 x2

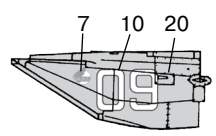
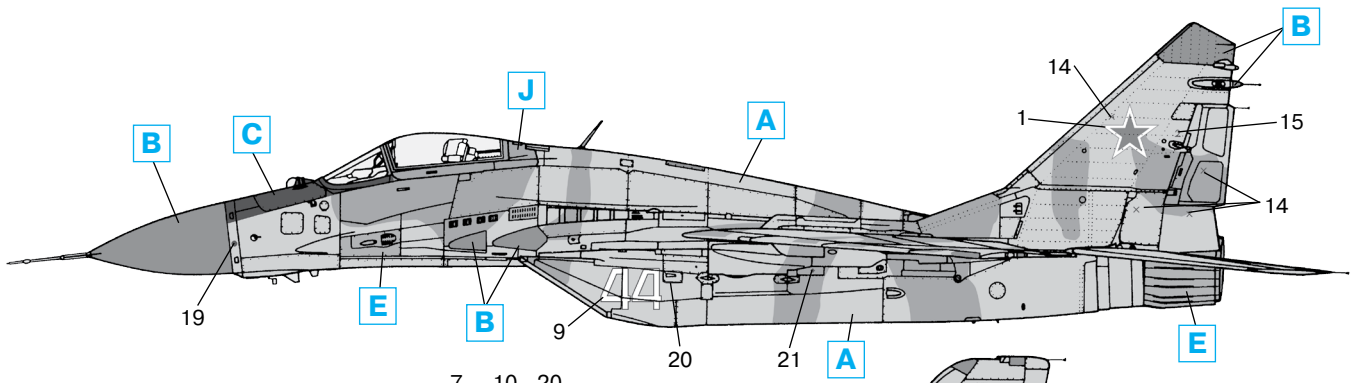


9 x2

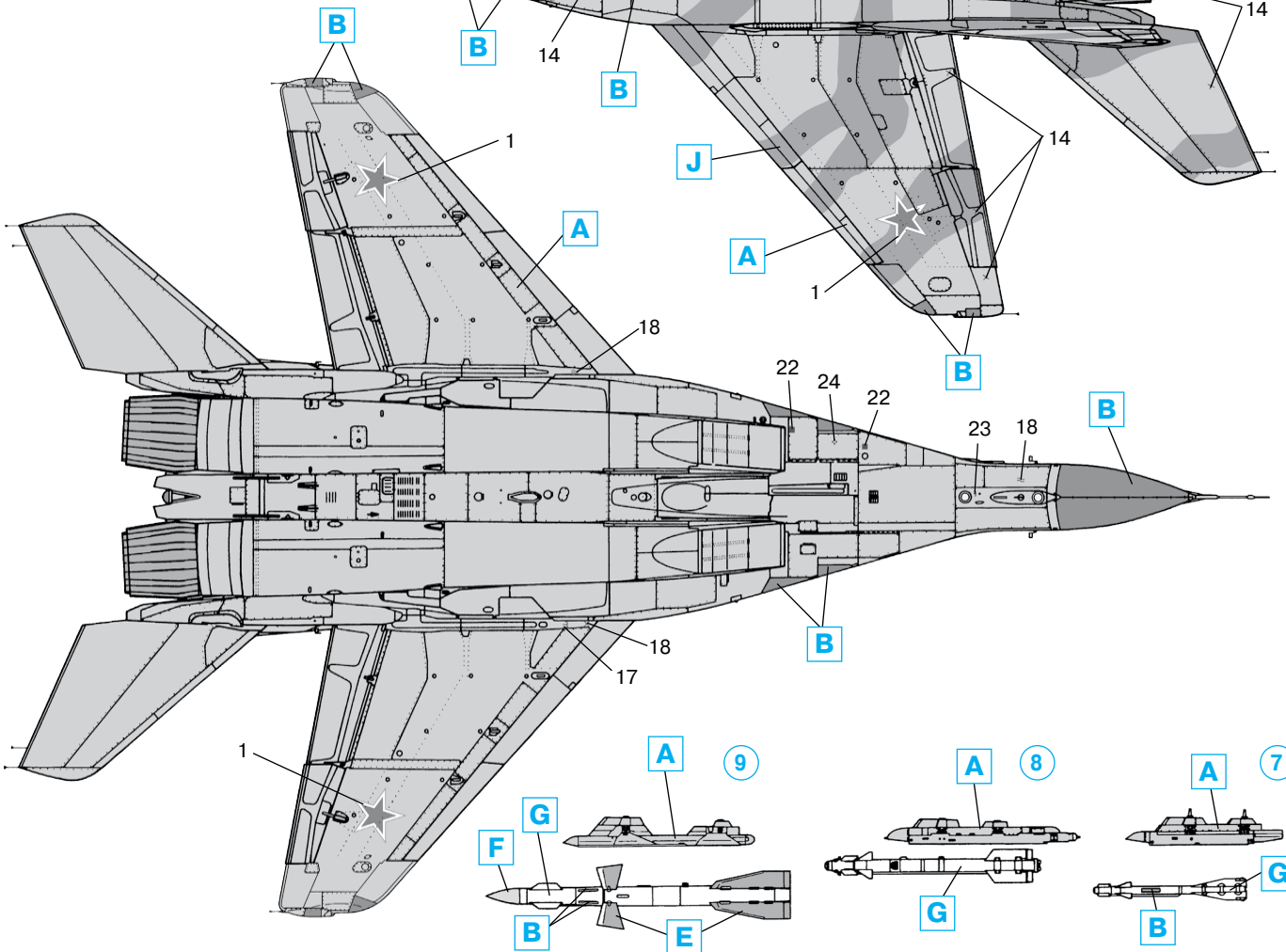
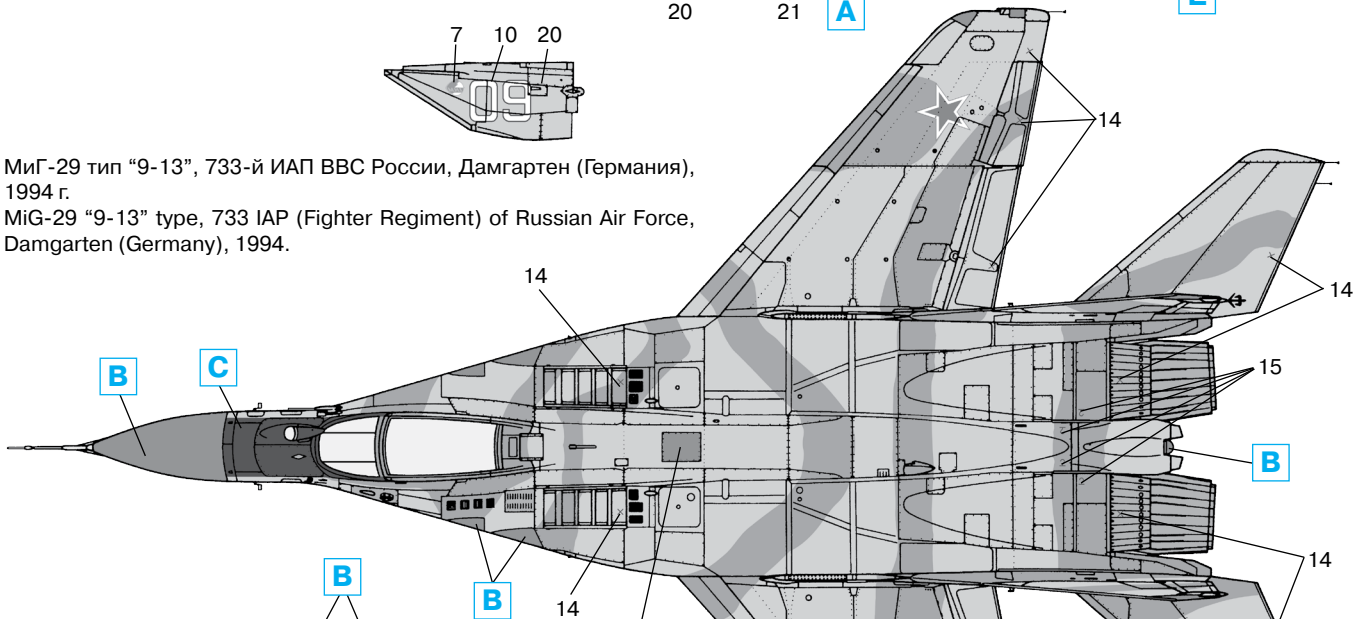


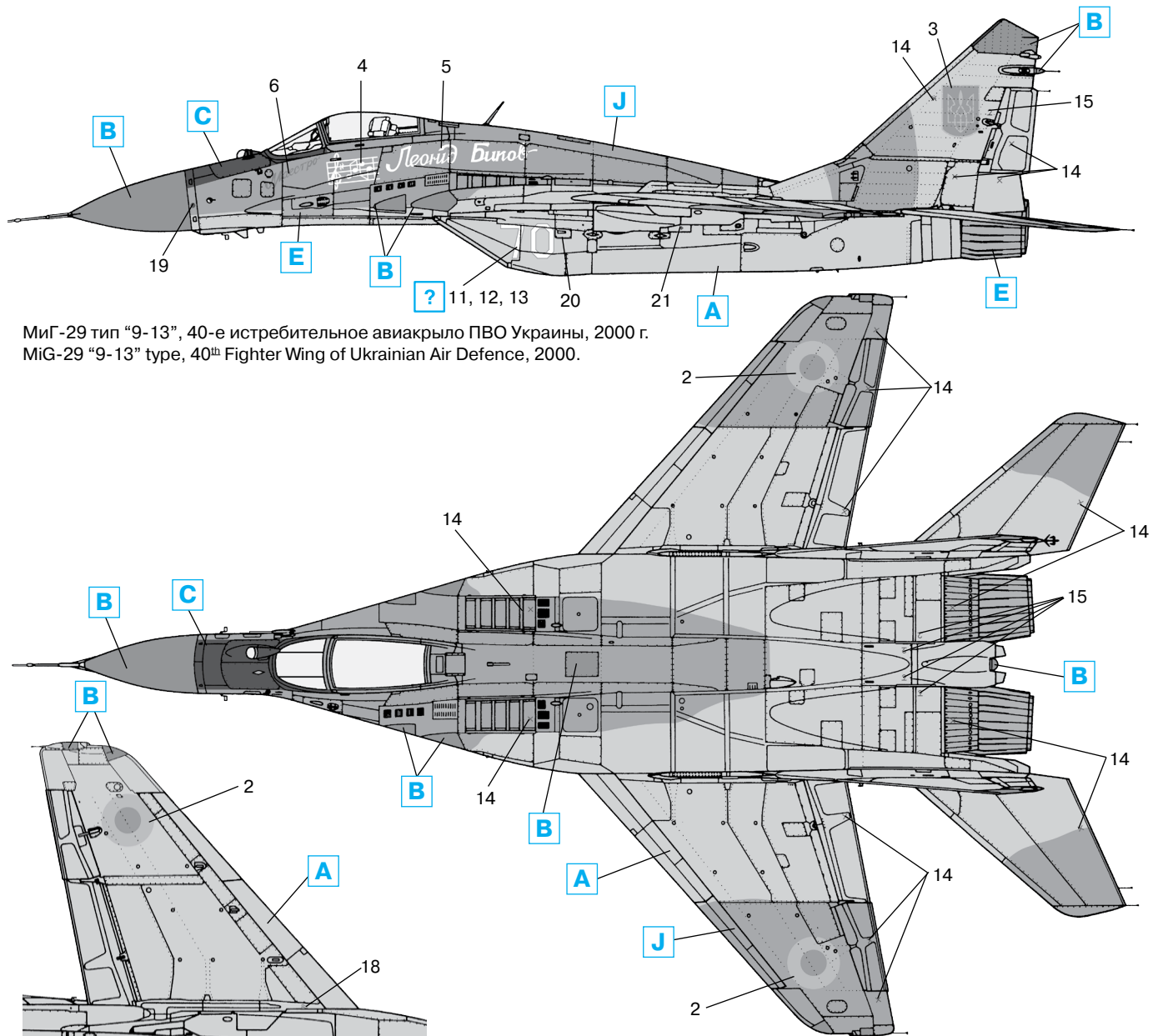
10





МиГ-29 тип "9-13", 733-й ИАП ВВС России, Дамгартен (Германия), 1994 г.  
 MiG-29 "9-13" type, 733 IAP (Fighter Regiment) of Russian Air Force, Damgarten (Germany), 1994.





МиГ-29 тип "9-13", 40-е истребительное авиакрыло ПВО Украины, 2000 г.  
MiG-29 "9-13" type, 40<sup>th</sup> Fighter Wing of Ukrainian Air Defence, 2000.

	Model Master		АКАН		Model Master		АКАН		
A	2133	USSR Fulcrum Gray	73092	Светло-серый	F	1709	Radome Tan	83089	Кремовый
B	1740	Dark Gull Gray	73010	Серый радиопрозрачный	G	1596	Semigloss White	78001	Белый, полуматовый
C	1749	Flat Black	78003	Черный, матовый	H	1571	Flat Green	73060	Зеленый
D	1401	Aluminium	76004	Яркий алюминий	J	2134	USSR Fulcrum Gray/ Green	73093	Серо-зеленый
E	1415	Burnt Metal	76017	Жженный металл	K	1731	Aircraft Gray	73068	Серый

#### ВНИМАНИЕ!

Работать с клеем и красками в проветриваемом помещении и не допускать открытого огня.

Для сборки модели рекомендуется применять полистирольный клей ПС или его зарубежные аналоги.

Отделяя детали от литников, используйте модельный нож для зачистки.

#### Метод нанесения аппликаций

Чистым ножом или ножницами аккуратно вырежьте необходимую аппликацию.

Вырезанную аппликацию погрузите в теплую воду на 20 секунд.

Приложив аппликацию к необходимому месту, аккуратно удалите подложку.

Марлевым тампоном удалите пузырьки воздуха и слегка прижмите аппликацию.

После высыхания аппликаций влажным тампоном удалите остатки клея вокруг них.

#### CAUTION!

When you use glue or paint, do not use near open flame, and use in well ventilated room.

Glue and paint are not included.

When you take parts off from the runner frame, use a modeling scissors and trim excess plastic with a cutter or a file.

#### Correct Method for Applying Decals

Clean model surface with wet cloth.

Cut each design out of decal sheet and dip them in warm water for 20 seconds.

Check with finger tip if design is loose on base paper. If so, place it on proper position on model and slide off base paper leaving design on model.

Move design to exact position with wet finger tip, and push out excess water and air bubbles under decal with soft cotton cloth.


When decals get dry, wipe off with wet cloth excess glue left around decals.

ООО ICM Холдинг  
ул. Бориспольская 9, строение 64,  
02099, Киев, Украина  
Тел./факс: +38(044) 369 54 12  
E-mail: export@icm.com.ua



ICM Holding  
Borispolskaya, 9, build. 64,  
02099, Kiev, Ukraine  
Tel./Fax: +38(044) 369 54 12  
E-mail: export@icm.com.ua

# MIKOYAN MiG-29 "9-13" 1:72



5

Леонід Бішов

6

Мастро



9 10 11 12 13

44 09 70 70 70

14 15 24

44 09 70 70 70

16 × 17 ∞ 18 ∞ ∞ ∞ 19 \* \* 20 □ 21 • 22 ■



# MIKOYAN MiG-29 "9-13"

44<sup>9</sup> 44 1:72



3



2



21



6 *Мастер*



70<sup>13</sup>

70<sup>11</sup>

09<sup>10</sup>

09<sup>17</sup>

70

70

20

19



70<sup>12</sup> 70

18

15

22

23

24

14

2 2 2 2 2 2 2 2

2 2 2 2 2 2 2 2

2 2 2 2 2 2 2 2

x x x x

x x x x

x x x x

x x x x

*Новый Девот*

16

4 5




There is no color scheme, search on Internet for example on: <http://wpalette.com>

These are suggestions for colour schemes, for decals from this box:

### Mikoyan MiG-29S Fulcrum-C (Izdeliye 9.13)

 Военно-воздушные силы России (Russian Air Force 1992-2015)

- **773 IAP White 44**  
1994 - Ribnitz-Damgarten 

МиГ-29 9-13



МиГ-29 (изд. «9-13») 733-го ИАП ВВС РФ  
Германия, а/б Дамгартен, 1994 г.

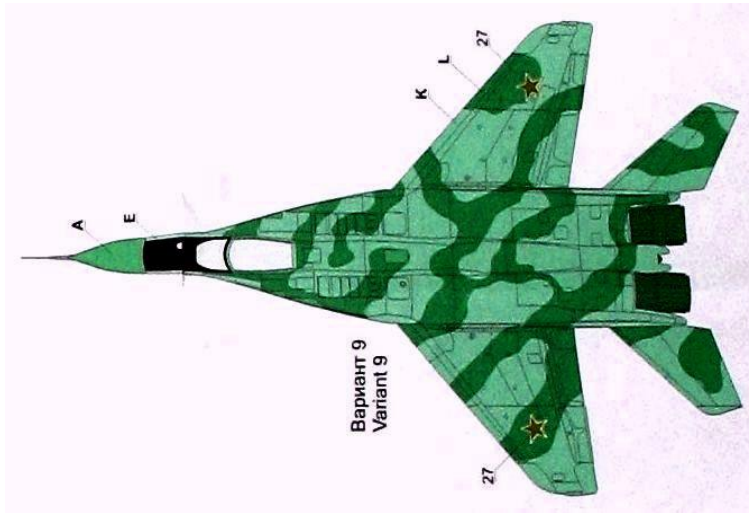




04.11.1994 Damgarten, MiG-29 Fulrum C 44 (white) 773 IAP, Rolf Flinzner







Макет О. Дегтяр и А. Коротков  
Design by O. Degtyar and A. Korotkov

При разработке декали  
использовались материалы:

А. Короткова,  
А. Худякова,  
С. Попсуевича,  
В. Колодка,  
Архив фирмы "Аутентик Декалс"  
Открытых источников

Благодарность за помощь  
С.Пазыничу, С.Цветкову, А. Павлову


Information from

А. Korotkov  
А. Hudyakov,  
S. Popsuevich  
V. Kolodok  
The "Authentic Decals" Archive  
Opened sources

Special thanks to  
S.Pazynich, S.Tsvetkov, A. Pavlov


	Name	Federal Standard	Humbrol	Model Master	Revell	Gunze Sangyo
A	Dark Sea Grey	36118	125	1723		305
B	Greenish Grey	34233		2134		
C	Light Grey	36373		2133		
D	White	37875	130		301	11
E	Coal Black	27038	85		302	12
F	Blue Angels Blue	35050	190	1772		328
G	Insignia Red	31136	132			
H	Compass Grey	36320	128	1741	374	
I	Intermediate Blue	35164	144	1720		
J	Light Grey	36495	147	1732		
K	Grey Green	34226	78			
L	Black Green		91		67	65
M	Yellow		69	1514	12	4



- **773 IAP White 09**   
1994 - Ribnitz-Damgarten





- **773 IAP White 70**  
1994 - Ribnitz-Damgarten 



## Повітряні Сили України (Ukrainian Air Force 1992-now)

- **40 FW** White 70 (blue edge) Maestro (red)- Leonid Bikov (white, after blue)  
2000 2002 changed sheme to blue, 2007 overhaul, erased nose art - Vasylkiv AB  
standard USSR

*For some reason a great respect in 92th regiment they have to **Maestro Леонід Биков**. Leonid Bikov (1928-1979) it was a screenwriter, director and actor in '1973 war drama В бой ідуть одни "старіки" (Only "old man" go to the fight), about a squadron fighting for liberation of the Ukraine during Second World War.*

*Years ago the Su-15 #41 has its name, and since 1998 MiG-29 #70. After overhauls, an inscription "Maestro Leonid Bykov" and few musical notes are always carefully painted on fuselage. In fact, in nineties it was 9-12, later it was another 9-13 renumbered to #70 and christened "Maestro Leonid Bikov".*



(МиГ-29 9-12)

In December 1998, the 40th Hunting Wing of Ukrainian Air Force (now 40th Brigade of Tactical Aviation) in Vasilkov under the name Mig-29 (9-12) B / N 70 with note record, inscriptions "Maestro" from the front of the cabin and "Leonid Bikov" behind the cab on the hull. The specified aircraft was not in flight condition at the time.



(МиГ-29 9-12)

In 2002, "Maestro" MIG-29 (9-13) has appeared as B / N 70. In the beginning, the aircraft was in a standard gray-green camouflage and with the inscriptions "Leonid Bikov" with white letters.



*(МиГ-29 9-13. Photo by Oleg Sytnikov)*



After a while, the board is transformed into gray, and the name of "Leonid Bikov" was updated in blue..



*(Васильків, 2007 рік)*

On drawing is MiG-29 #70 9-13, about 2007.



© 2010, Mariusz Wojciechowski, Słupsk (Poland)



In 2007, the aircraft went to Lviv for repair, where he later received a standard gray-blue camouflage for the factory in Lviv, a new flight number 19 and released the honorary name. After the overhaul, the aircraft was operated by 204 BRTs and is currently (2022) at the occupied Belbek airport.



As he found out, recently in LDARZ was another remounted MIG-29 (b/n 09) received the honorary name Leonid Bikov, and the loads and inscriptions "Maestro" and "Leonid Bikov" were painted on the hull. However, according to unconfirmed information, there was an instruction that the inscriptions and paintings on the aircraft, are overpainted before moving into the unit.



*(Photo by Alfred Matusevich)*