

EAGLE STRIKE




48033

A-4 Skyhawks

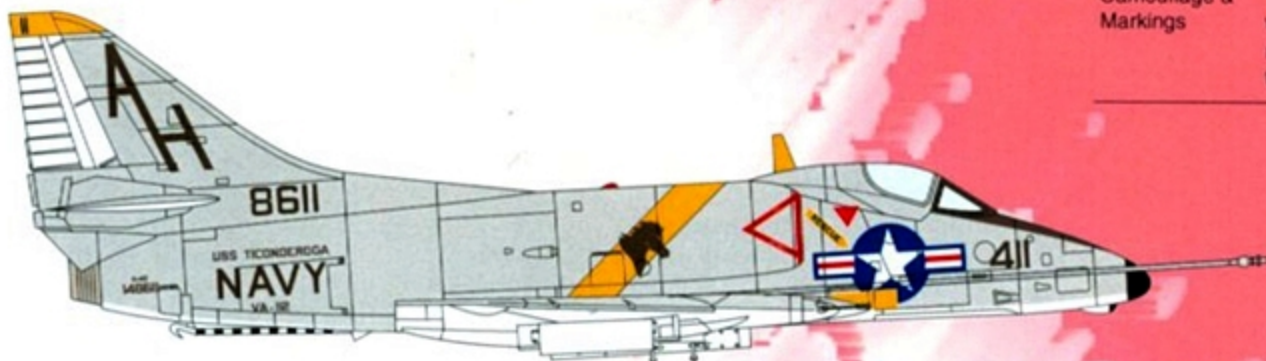


Part IV

A-4 SKYHAWKS




Recommended Kits: Hobbycraft A-4 Skyhawk



| | |
|-----------------------|---|
| A/C Type | A-4C Skyhawk. |
| Unit | VA-112. |
| Locale | USS Ticonderoga. |
| Camouflage & Markings | Typical US Navy (2) 36440 over Gloss White. White ailerons, elevator, and rudder. When flaps and slats are open they show a Red interior. |

| | |
|-----------------------|---|
| A/C Type | A-4L Skyhawk. |
| Pilot & Unit | LCDR. Griggs. VX-5. |
| Camouflage & Markings | As per A/C 1. |
| Remarks | Guns are faired over on this A/C. Modeller must paint electronic hump and aileron tips Blue and outline them with Black Cheat line (cut to size). Notice arrow on front landing gear cover. Rudder ribbing must also be painted Blue. |



Note to modeller:

Due to the complexity of the Rudder Ribbing, we do not believe that a decal would conform to the necessary shapes, therefore we decided to let you paint these colors. Patience pays. All of these A/C have Black anti-glare panels, with Gloss Red inner slats and flaps. Landing gear doors were also outlined with Gloss Red. Also Insignia bars do not rest on fueling probe tube. They should be parallel to it and about 0.75 mm above. Your decal has been corrected and is important you use the compensated insignia. Rudder stars for A/C 3 are separate.

| | |
|-----------------------|--|
| A/C Type | A-4L Skyhawk. |
| Unit | VMA-142. |
| Camouflage & Markings | As per A/C 1. Modeller must paint the Insignia Blue rudder and the top of the electronic hump and fin leading edge Red. Then trim with provided White decal. |
| Remarks | No upper wing codes known for this A/C. |

