

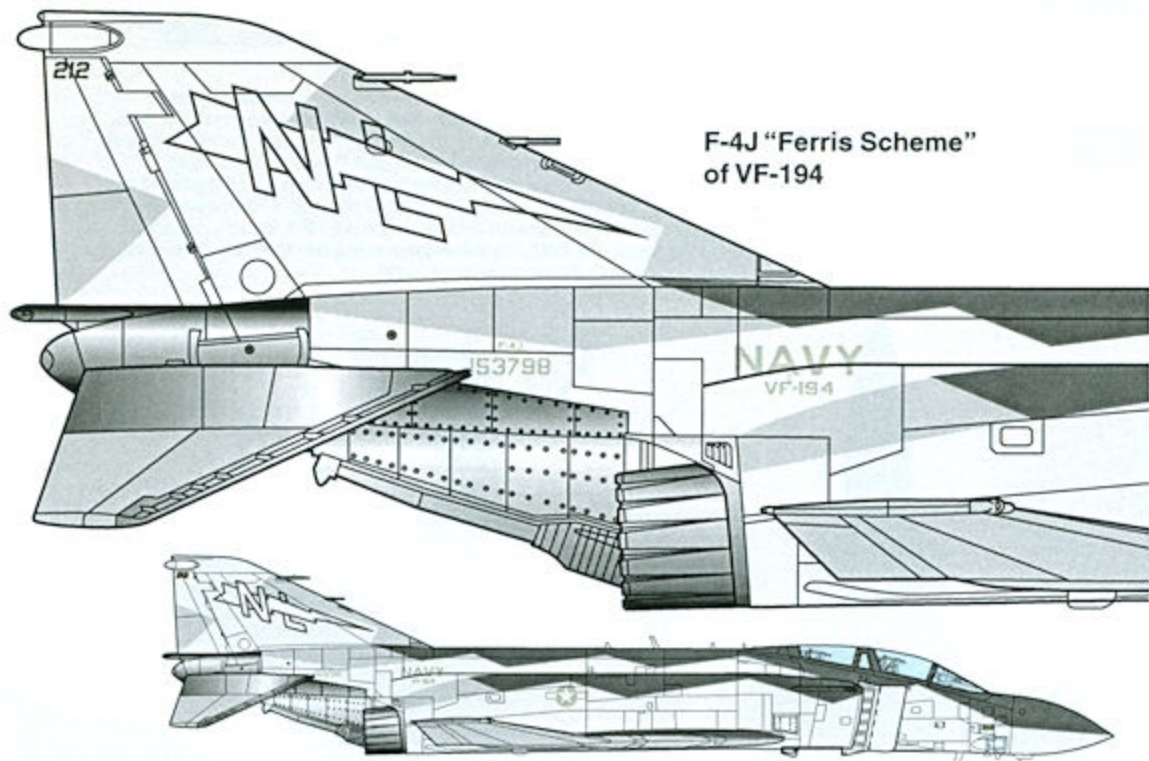
3 1/48 Scale

Yellowhammer
Models


#YHD48-18 F-4J

For the Hasegawa F-4J kit

VX-4 & VF-194



F-4J "Ferris Scheme"
of VF-194



F-4J "Black Bunny"
of VX-4



YHD48-18 VF-194 "Ferris Scheme" & VX-4 "Black Bunny"

VF-194 "Red Lightnings" flew Phantoms for only two years (1976-78) and made only one WestPac deployment aboard the USS Coral Sea before being decommissioned in March 1978. This striking, experimental splinter scheme was painted on four jets while the unit was ashore at NAS Miramar, California, in late 1976, and evaluated on the USS Coral Sea deployment. Unfortunately, this camouflage scheme actually made the jet easier to see, and the scheme was not adopted. A USAF F-4C (63-7411) of the 550 TFTS, 58th TFTW, Luke AFB, Arizona, was painted in a very similar "baseline" experimental scheme in January 1977, but was repainted in normal camouflage in the Summer of 1977. It's interesting to note how similar this scheme was to the German Air Force camouflage scheme of the same period.

-  FS 36231 Gray
-  FS 36440 Gray
-  FS 36622 Gray

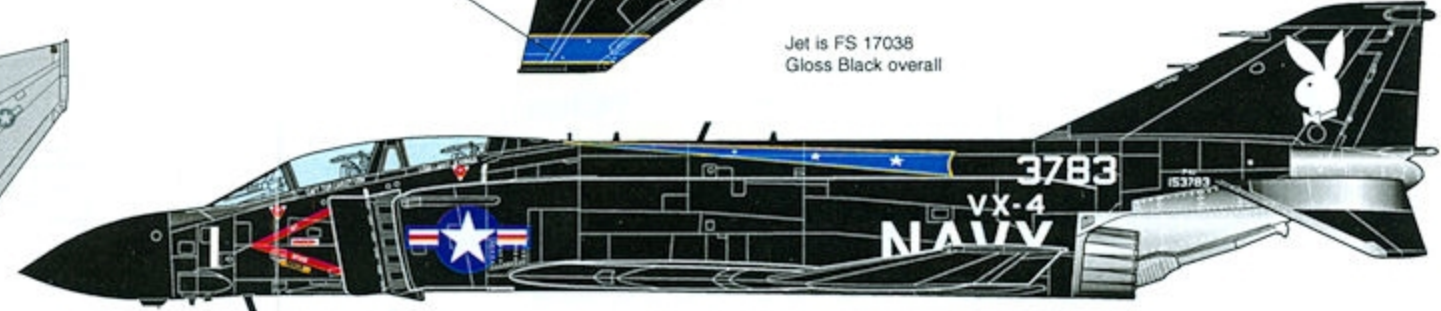


Flat black
antiglare panel

Gray Corogard nonslip walkway
(use kit decal as pattern)


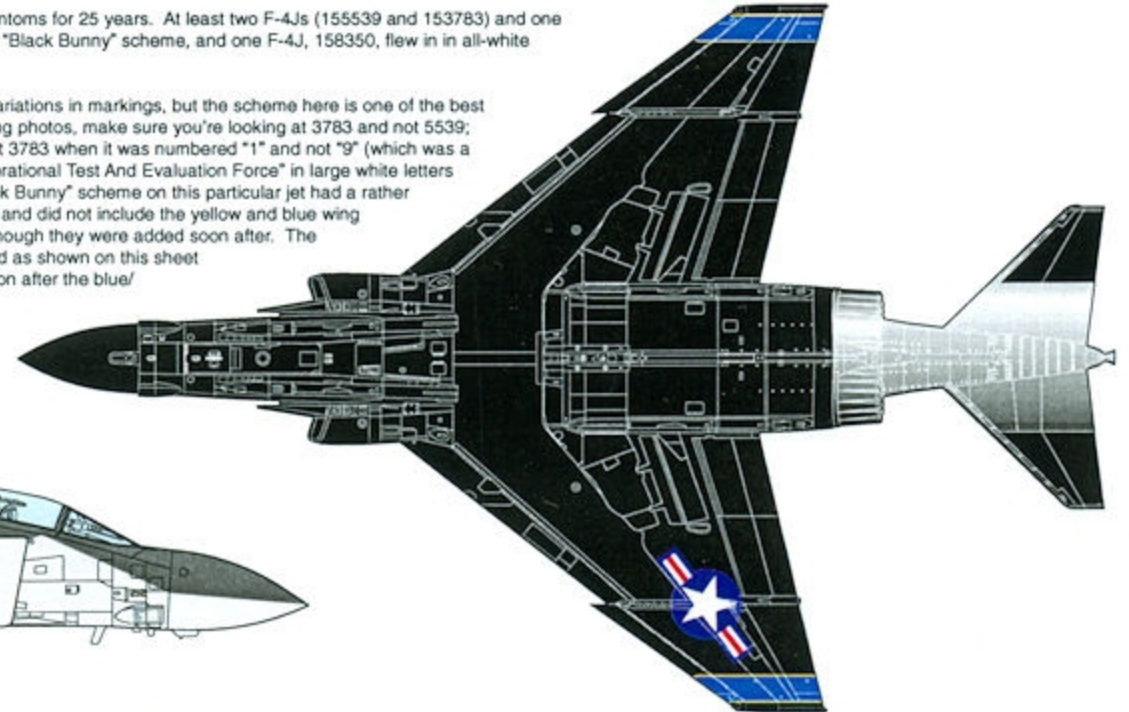
Blue wingtip bands and fuselage
flashes were applied late in the life
of this aircraft scheme.

Jet is FS 17038
Gloss Black overall

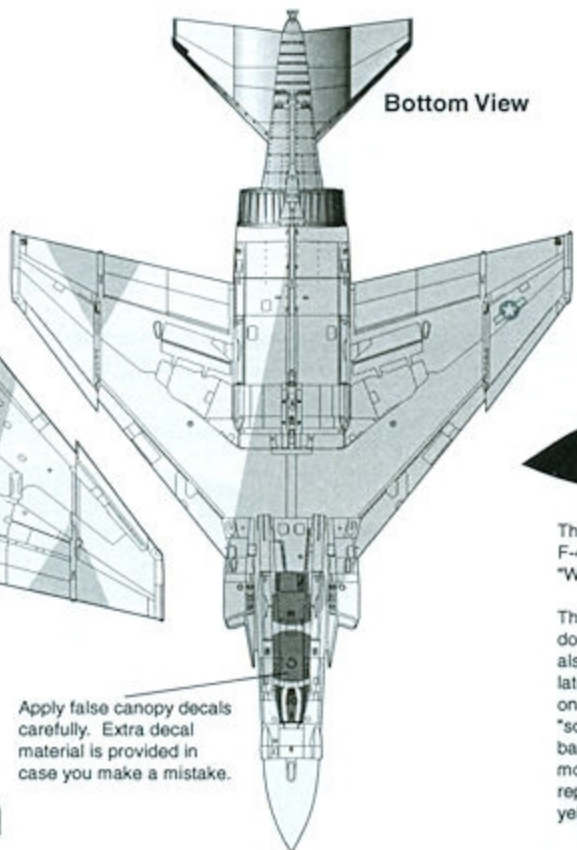


The VX-4 "Evaluators" flew Phantoms for 25 years. At least two F-4Js (155539 and 153783) and one F-4S (148358) flew in this basic "Black Bunny" scheme, and one F-4J, 158350, flew in an all-white "White Bunny" scheme.

This particular jet had several variations in markings, but the scheme here is one of the best documented. If you're comparing photos, make sure you're looking at 3783 and not 5539; also make sure you're looking at 3783 when it was numbered "1" and not "9" (which was a later all-black scheme with "Operational Test And Evaluation Force" in large white letters on the fuselage). The first "Black Bunny" scheme on this particular jet had a rather "squashed" looking bunny head and did not include the yellow and blue wing bands and fuselage flashes, although they were added soon after. The more normal looking bunny head as shown on this sheet replaced the squashed head soon after the blue/yellow bands were added.

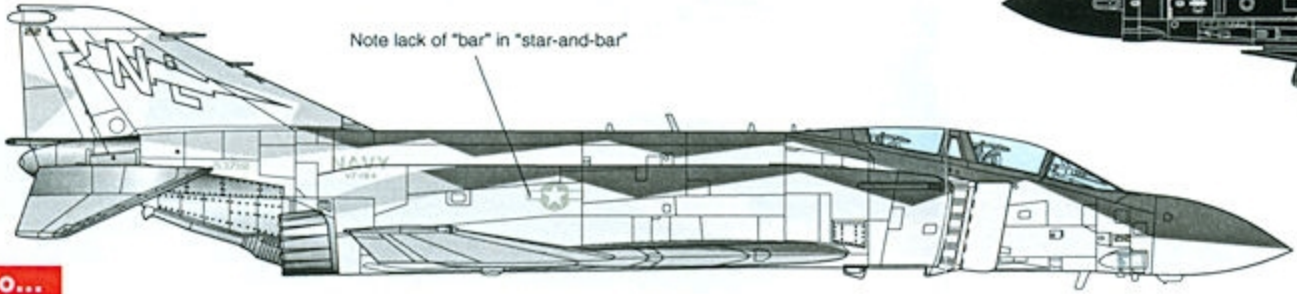


Top View



Bottom View

Apply false canopy decals
carefully. Extra decal
material is provided in
case you make a mistake.



Note lack of "bar" in "star-and-bar"

Special thanks to...

Jim Rotramel, Bob LaBouy, & Bob Dorr