


*AeroMaster*

48-360

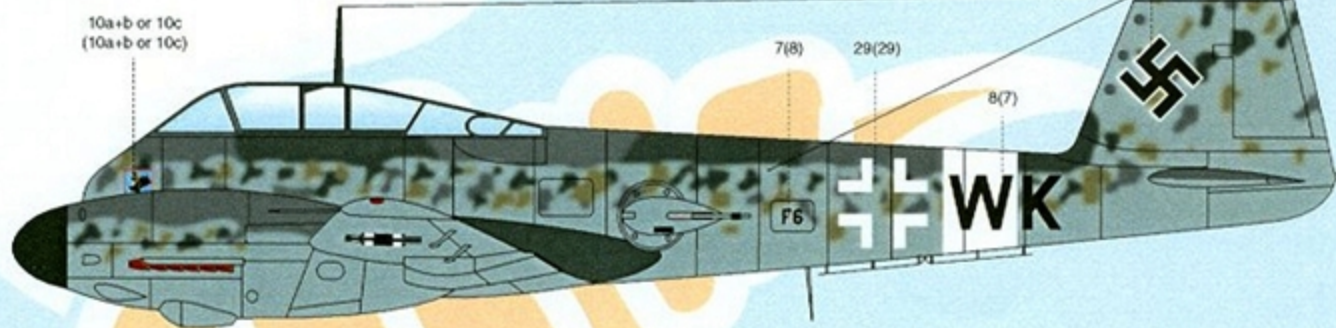


**ME 410** **Pt III**  
Hornisse Zerstörer  
COLLECTION



48-360

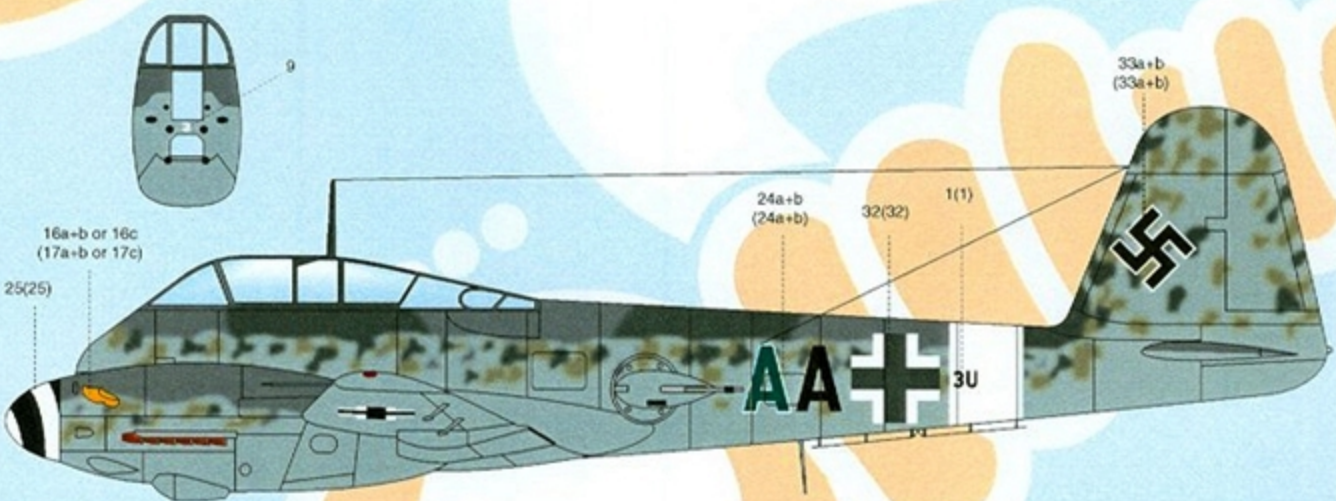
**AIRCRAFT 1 • Me-410A-3 of 2.(F) Staffel/Aufklärungsgruppe 122, Italy, Winter 1943-44.** Camouflage is standard scheme of RLM 74 Graugrün and RLM 75 Grauviolett uppersurfaces and RLM 76 Lichtblau undersurfaces, fuselage mottling is 74/75 and RLM 02 Grau. Note White fuselage band. Spinners seem to be a very light color, as are the propeller blades in photo on page 10 of Profile Publications. Yet, they appear RLM 70 or Black on page 49 S/S in Action: Your call. Right side reads **WK**



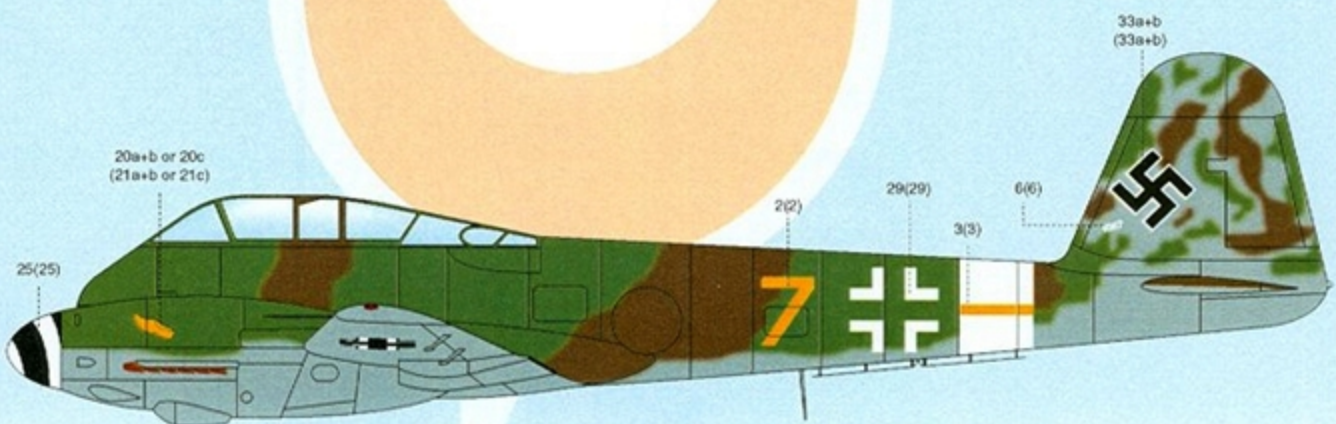
**AIRCRAFT 2 • Me-410A-3, W.Nr. 10047 of an unidentified reconnaissance unit.** Camouflage is standard scheme of RLM 74 Graugrün and RLM 75 Grauviolett uppersurfaces and RLM 76 Lichtblau undersurfaces, fuselage mottling is 74/75 and RLM 02 Grau. Spinners RLM 70 Schwartzgrün with Red tips. Note large areas of bare metal on cowling, barbettes, entire rudder, and cockpit framing. Left side unknown.



**AIRCRAFT 3 • Me-410 of I./ZG.26, late 1944.** Camouflage is standard scheme of RLM 74 Graugrün and RLM 75 Grauviolett uppersurfaces and RLM 76 Lichtblau undersurfaces, fuselage mottling is 74/75 and RLM 02 Grau. Note White fuselage band. Black spinners with White spirals. Right side reads **AA**



**AIRCRAFT 4 • Me-410A-1 of II./ZG.26, late 1944.** Camouflage is provisional scheme of RLM 81 Braunviolett and RLM 83 Lichtgrün uppersurfaces and RLM 76 Lichtblau undersurfaces, fuselage and tail heavily oversprayed with 81/83. Note aircraft had fuselage barbettes removed. White fuselage band, Black spinners with White spirals. Note also, werke nummer was positioned to be level with the ground when the aircraft was in its normal tail-down attitude. Notice no antenna mast. Right side reads **7**

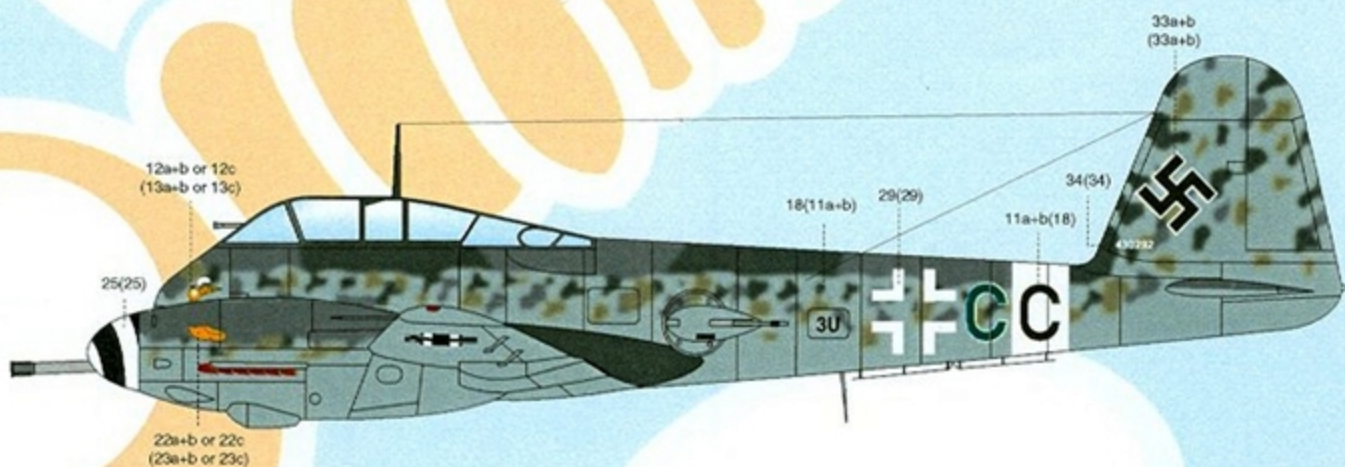


# AeroMaster Decals™

**AIRCRAFT 5 • Me-410B-2/U4 of 6./ZG.26, 1944.** Camouflage is standard scheme of RLM 74 Graugrün and RLM 75 Grauviolett uppersurfaces and RLM 76 Lichtblau undersurfaces, fuselage mottling is 74/75 and RLM 02 Grau. Factory codes oversprayed with RLM 75. Note White fuselage band. Black spinners with White spirals. Right side reads **VP+**



**AIRCRAFT 6 • Me-410B-1/U4 of Stab II./ZG.26, 1944.** Camouflage is standard scheme of RLM 74 Graugrün and RLM 75 Grauviolett uppersurfaces and RLM 76 Lichtblau undersurfaces, fuselage mottling is 74/75 and RLM 02 Grau. Note White fuselage band. Black spinners with White spirals. Right side reads **CC**



**Recommended AeroMaster Warbird Colors Acrylic**

1012 RLM 21 White	1025 RLM 74 Graugrün
1004 Tire Black	1026 RLM 75 Grauviolett
1010 RLM 02 Grau	1027 RLM 76 Lichtblau
1021 RLM 65 Hellblau	1031 RLM 81 Braunviolett
1023 RLM 70 Schwartzgrün	1034 RLM 83 Lichtgrün
1024 RLM 71 Dunkelgrün	1011 RLM 04 Gelb

**Aircraft #4**

**PLEASE NOTE:**  
The camouflage colors and pattern for aircraft #4 are strictly provisional as photographs do not conclusively document this information

**Recommended AeroMaster Warbird Colors Enamels**

9002 White	9025 RLM 74 Graugrün
9010 Tire Black	9026 RLM 75 Grauviolett
9020 RLM 02 Grau	9027 RLM 76 Lichtblau
9021 RLM 65 Hellblau	9028 RLM 81 Braunviolett
9023 RLM 70 Schwartzgrün	9031 RLM 83 Lichtgrün
9024 RLM 71 Dunkelgrün	9036 RLM 04 Gelb



**References:**

1. Messerschmitt Me210/410 in Action, Squadron/Signal
2. Me210/410, Wydawnictwo Militaria
3. Photos and drawings provided by Dennis Davison
4. Profile Publications # 161

**Recommended Kits:**  
Monogram ProModeller ME410

**Our Thanks**  
to Dennis Davison  
for his invaluable help

If you have suggestions for future subject matter, AeroMaster would like to hear from you. Our goal is to provide high quality, well researched decals of unusual and interesting subjects. We value our customers' input, so if you have specific suggestions or photographs of unusual subject matter which you would be willing to share, please contact:

**AeroMaster Decals™**  
3615 NW 20th Ave • Miami, Florida 33142 • USA