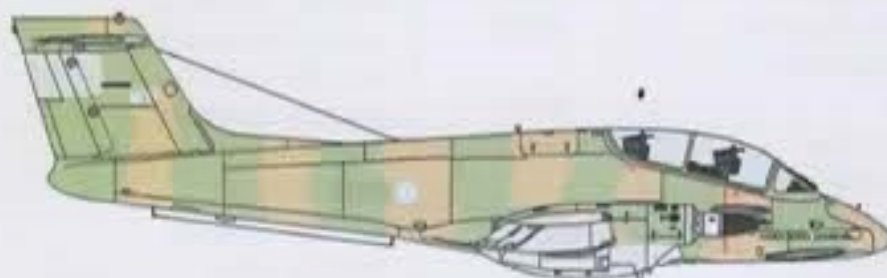


**XTRADECAL**

X72154

## FALKLANDS WAR 1982 ARGENTINA



For the best results these decals should be applied to a gloss surface such as provided by either Xtracolor or Xtracrylix paints. Cut out the decal required and soak in warm water until the decal is released from the backing paper. Wet the area to be decaled with MICRO SET which will help to eliminate air trapped under the decal and position the decal.

After 5 or 10 minutes wet the decal with MICRO SOL which will soften the decal and ensure that it settles down over any surface detail. Allow the decal to dry for at least 12 hours. During this time some wrinkling of the decal may occur, this is normal. Do not touch the decal at this time.

Carefully check for small air bubbles and if there are any prick with a needle and apply a drop of MICRO SOL. After all air bubbles have been eliminated and the decals are dry wash the entire model with water to remove any excess decal adhesive.

When completely dry the whole model should be sprayed with a coat of Xtracolor or Xtracrylix Flat, Satin or Gloss varnish depending on the finish required.

Store in a cool dry place, avoid sunlight, dampness or extremes of temperature and/or humidity.

**HANNANTS**

Harbour Road, Oulton Broad, Lowestoft, Suffolk, NR32 3LZ

Phone +44 1502 517444

Fax +44 1502 500521

sales@hannants.co.uk

[www.hannants.co.uk](http://www.hannants.co.uk)

**Dassault Mirage IIIEA**, I-018 of Grupo 8, VIII Brigada Aerea, Fuerza Aerea Argentina, Rio Gallegos, May/June 1982. (Ref: File - A/c Illustrated May 2007. P.33; Wings over the Malvinas P.210)




**IAI Dagger**, C-401 of 6 Grupo de Casa, Fuerza Aerea Argentina, San Julian May 1982. Probably participated in three 1 May and 8 May 1982 attacks which seriously damaged HMS Plymouth. (Ref: Wings of Fame 6, P.9; BARG Falklands, The Air War P.139)



**Beech T34C Mentor**, 0730/412 of 4 Escuadrilla de Ataque, Comando Aciacion Naval (CANAN), Pebble Is., May/June 1982. Disabled by the SAS, the airframes were lifted to the Rabbit Range, on 21 July 1983. (Ref: BARG Air War Falklands P.46; Airlines.Net; File - MAM May 07; FS24172 Green/FS30318 Tan with FS 36473 Gray undersurfaces.



**Sikorsky S61D-4**, 0678/2-H-234 of 2 Esc de Helicopteros, Stanley Sportsfield, 16 June 1982. Red Cross marking for evacuation of Argentine wounded to the hospital ship, ARA Admirante Irizar. (Ref: Wings of the Malvinas P.286; BARG Falklands - The Air War P.58)




**Lynx HAS 23**, 0739/2-H-142, of 1 Esc de Helicopteros, Task Force 40, Port Stanley, 2 May 1982. White over Light Aircraft Grey. (Ref: BARG - Falklands The Air War P.54)






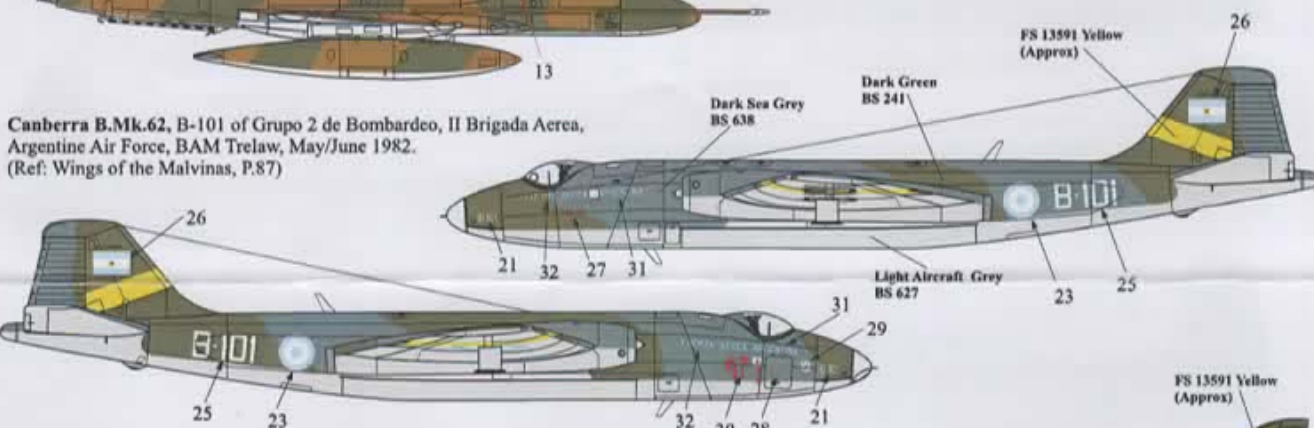
**Douglas A-4Q Skyhawk, 0658/3-A-305 of 3A Escuadrilla, A de Caza Y Ataque, Escuadra Aeronavale, ARA "25 de Mayo", in May/June 1982**  
 (Ref: MAM Dec 2005; Internet colour pics).




**Douglas A-4Q Skyhawk, 0657/3-A-304 of 3A Escuadrilla, A de Caza Y Ataque, Escuadra Aeronavale, Rio Grande", in June 1982**  
 (Ref: Internet colour pics; Internet - camouflage pattern from photos and drawing of Top/Bot).



**Canberra B.Mk.62, B-101 of Grupo 2 de Bombardeo, II Brigada Aerea, Argentine Air Force, BAM Trelaw, May/June 1982.**  
 (Ref: Wings of the Malvinas, P.87)



**Douglas A-4P (A-4B), C-212, Grupo 5 de Casa, Fuerza Aerea Argentina, Rio Gallegos, May 1982.**  
 Flown by Lt. Mariano Velasco on the 25 May mission that resulted in the sinking of HMS Coventry.  
 (Ref: Wings of Fame V12.P.237; File - MAM May 07 & Dec 05; Wings of the Malvinas P.132)

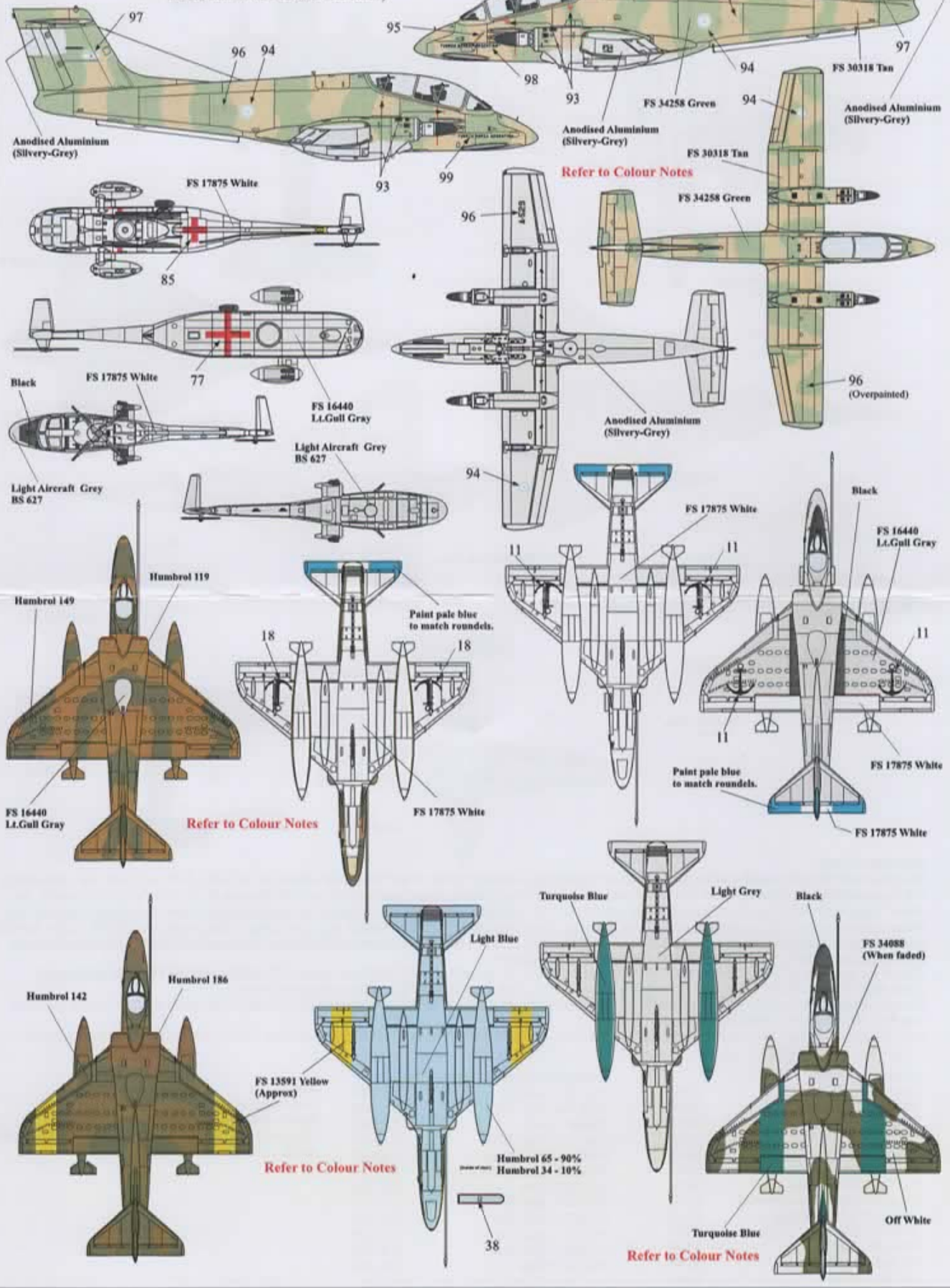


**C-321, A-4C Skyhawk, of IV Grupo de Casa, IV Brigada Aerea, Fuerza Aerea Argentina, San Julian, May/June 1982.** Note HMS Invincible outline and date (30-5-82) and small map of the Falklands. (Ref: MAM Dec 2005; Wings of the Malvinas P.118+; Club Hyper Jorge Figari, A-4C C&M).



**FMA IA-58 Pucara, A-529** of 3 Grupo de Ataque, one of the original 4 aircraft deployed to Stanley. Camouflaged locally with (reportedly) FS 34258 Green and FS 30318 Tan leaving the undersides and fin tops in the original anodised metal finish. Later deployed to Pebble Island and immobilised there by the SAS raid of 15 May 1982. (Ref: MDH Slides -21-7-1983; BARG Falklands - The Air War P.107)


**NOTE:** The serial number A-529 was everpainted on the fuselage & upper wing. Suggest apply decal, allow to dry. Then, apply a thin wash of the background colour - the serial should just be visible.





Note: Where roundels and serials are under the yellow bands it is suggested that the decals are trimmed to fit - OR as the modeller see fit.

Note: Use kit roundels, safety markings, etc.



**Skyhawk colours:-**

Information on the colours used is either non-existent or fragmentary and colour photos of the camouflage colours on the A-4Q, A-4P and A-4C vary considerably and the inconsistent depiction of colour frustrates attempts to provide a paint match. Jorge Figari's article on Club Hyper on A-4C colours, is recommended. He states "there is one point that I have to mention that you may wish to consider if going to paint a model of the Argentine A-4C: I have been lucky enough to have seen a photographed A-4Cs on several occasions and standing before them I must emphasize that the dark upper colour I always saw was GREEN (with a brownish or olive hue) and that the lighter color was always VERY LIGHT GREY (almost white) and I mention this because I have noticed that when the aircraft were hit by strong direct sunlight they LOOKED lighter and browner from a distance".

Also on the same site is Piero di Santis's build of the Hasagawa 1/48 A-4P (using FS 36495 (H147 with white), FS34079 (H108) and FS 36622 (H29) and C which uses FS 30228 (H29), FS34088 (H155) and FS 35622 (H122) - however, refer to J Figari's comments on the colours.

The only information found for the A-4Q camouflage is on Condor Decals quoting Humbrol paint numbers (H 149 and H119) and for the A-4P ( H186 and H142 over 90% H65/10% H34), which may be useful.

In the final analysis, the colours quoted on the drawings for the A-4s, Pucara and T-34C are for guidance - modellers will have to decide what colours fulfill their colour image of the aircraft.

**Xtracolor Paints:**

Dark Green BS241	X001
Dark Sea Grey BS638	X004
Yellow	X011
Light A/c Grey BS627	X015
Aluminium	X142
FS10118 Earth	X101
FS10219 Tan Vietnam	X102
FS14079 Forest Green Vietnam	X110
FS16440 Light Gull Grey	X137
FS16473 ADC Grey	X138
FS16495 Light Grey	X139
FS16622 Light Grey	X140
FS17875 White	X141

**Xtracrylix Paints:**

Dark Green BS241	XA1001
Dark Sea Grey BS638	XA1004
Trainer Yellow	XA1011
Light A/c Grey BS627	XA1015
FS10219 Tan Vietnam	XA1102
FS14079 Forest Green Vietnam	XA1110
FS14102 Green	XA1116
FS16440 Light Gull Grey	XA1137
FS16473 ADC Grey	XA1138
FS16495 Light Grey	XA1139
FS16622 Light Grey	XA1140
FS17875 White	XA1141

**References:**

- Club Hyper articles.
- BARG - Falklands - The Air War.
- Wings of the Malvinas - Santiago Rivas - Hikoki (Crecy).
- Airfile - Air War over the Falklands.

