



Max 4820 Irish Air Corps Selection 1990-2010

1/48 scale Decals for:

SA 365FI Dauphin. Use the Trumpeter kit with Fireball Modelworks FMR-003 nose and tail conversion.

SA316B Alouette III. Use the Fujimi kit which is 1/50 scale.

Sa342 Gazelle. Use the 1/48 Fujimi kit. Note tail fin is slightly underscale.

Reims Cessna FR-172H. Use the Minicraft kit or the older Esco and Modelcraft kits.

SIAI Marchetti SF-260W Warrior
Use the Planet Models resin kit.

Pilatus PC-9. Use the forthcoming AZ Models kit.

Useful references:

www.maxdecals.com

www.worldairpics.com

www.fireballmodels.info

The Irish Air Corps - An

Illustrated Guide by

Joe Maxwell & Patrick J. Cummins

ISBN 978-09562624-0-0

Acknowledgements:

Special thanks to Kevin Byrne,
Paddy Cummins, Simon Nolan
and Paul McMahon.

Some model paint info:

Forest Green

FS14079=Xtracrylix Xa1110

RAL 7035= Revell Aquacolor 36371

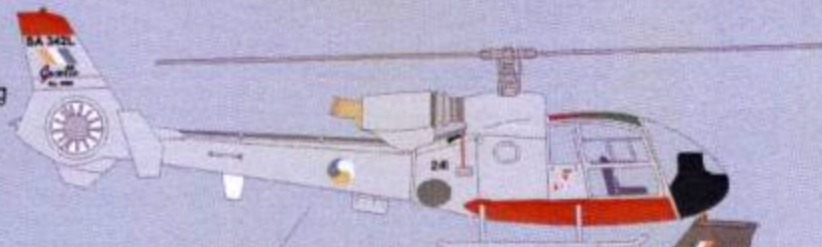
Humbrol Hu196 or Xtracolor X260


are also listed as matches to
RAL 7035.

How to use the decals.

Cut around each item and dip in
tepid water for a few seconds until
the decal will slide off the the backing
paper.

Place on model and press down with
a damp tissue. Microsol and Microset
decal softening solutions may be used
but are not usually necessary.





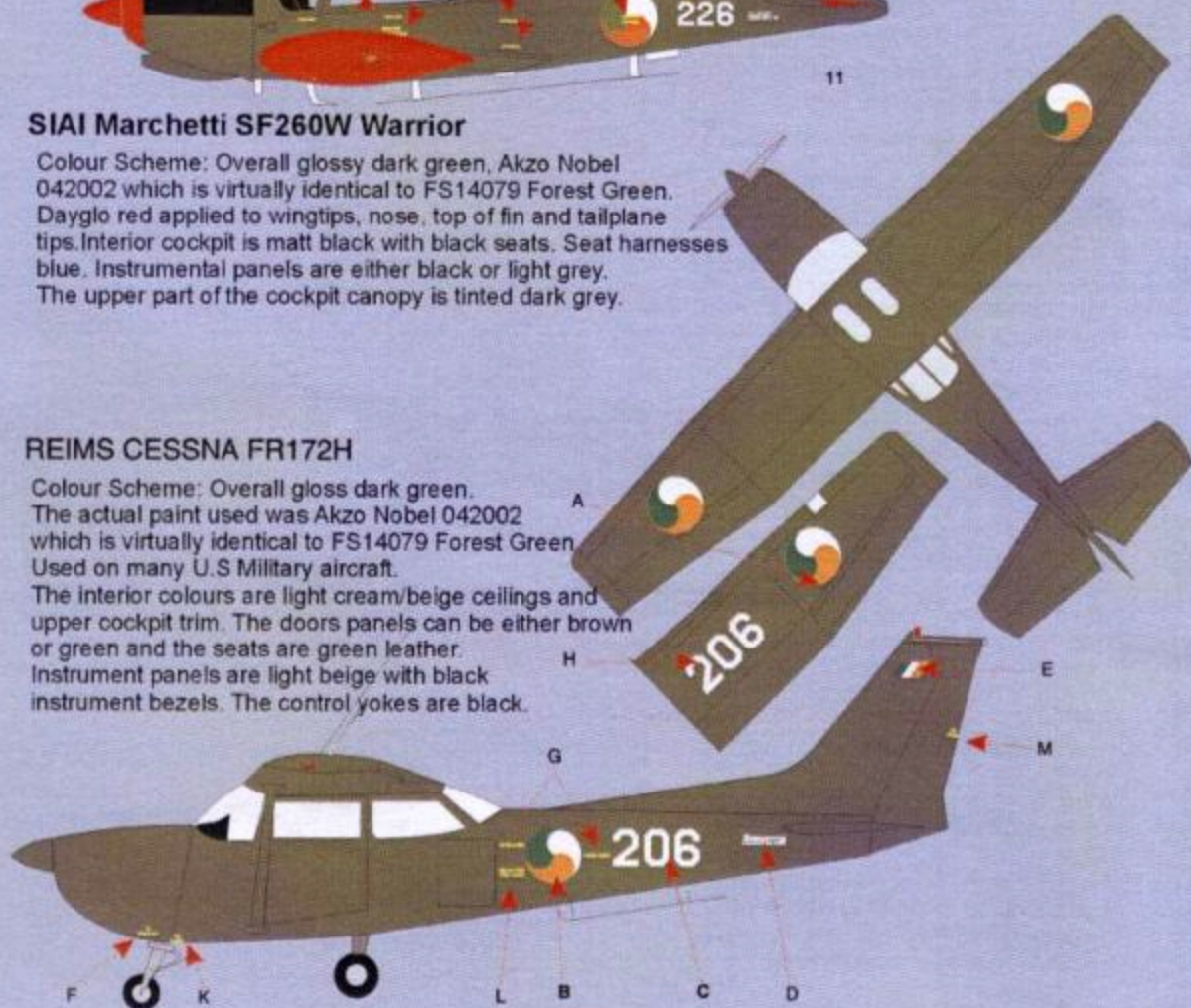
SIAI Marchetti SF260W Warrior

Colour Scheme: Overall glossy dark green, Akzo Nobel 042002 which is virtually identical to FS14079 Forest Green. Dayglo red applied to wingtips, nose, top of fin and tailplane tips. Interior cockpit is matt black with black seats. Seat harnesses blue. Instrumental panels are either black or light grey. The upper part of the cockpit canopy is tinted dark grey.

REIMS CESSNA FR172H

Colour Scheme: Overall gloss dark green. The actual paint used was Akzo Nobel 042002 which is virtually identical to FS14079 Forest Green. Used on many U.S Military aircraft.

The interior colours are light cream/beige ceilings and upper cockpit trim. The doors panels can be either brown or green and the seats are green leather. Instrument panels are light beige with black instrument bezels. The control yokes are black.



SA365F Dauphin

21 Tick Decals 22 Tick Decals 23 Pacing Markings 24 Hull Decals

Apply appropriate name and serial.
See table below.

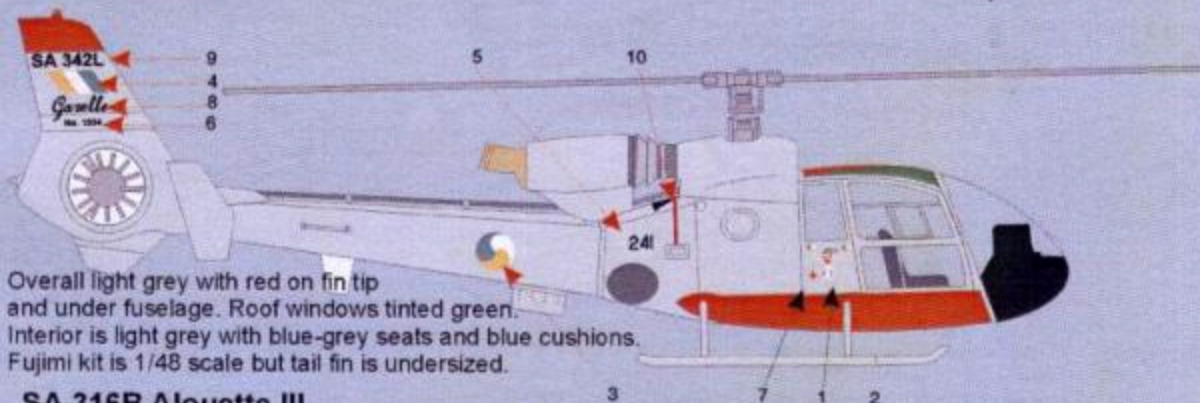


Hand-drawn spiral in red or black applied to some Dauphins

Dauphin serials & Names

6124	244	Dave O'Flaherty
6168	245	Mick Baker
6181	246	Paddy Mooney
6202	247	Niall Byrne

SA 342 Gazelle



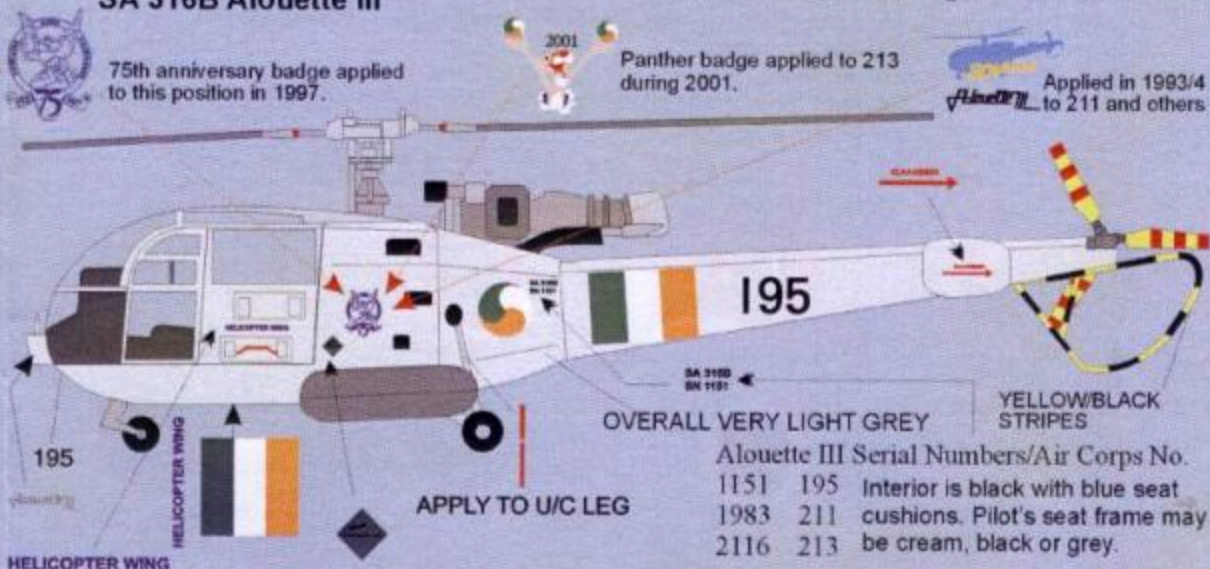
Overall light grey with red on fin tip and under fuselage. Roof windows tinted green. Interior is light grey with blue-grey seats and blue cushions. Fujimi kit is 1/48 scale but tail fin is undersized.

SA 316B Alouette III

75th anniversary badge applied to this position in 1997.

Panther badge applied to 213 during 2001.

Applied in 1993/4 to 211 and others



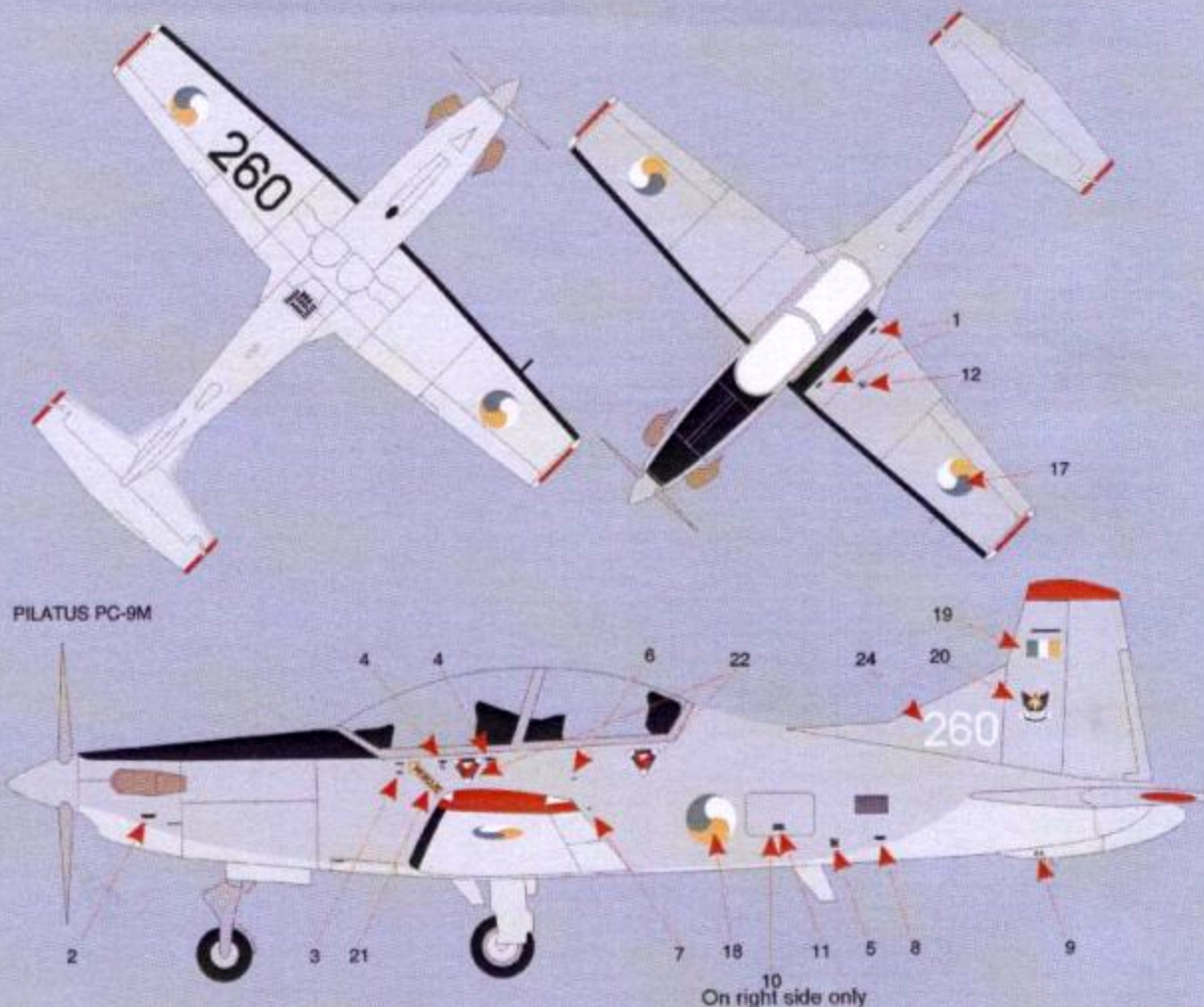
OVERALL VERY LIGHT GREY

YELLOW/BLACK STRIPES

Alouette III Serial Numbers/Air Corps No.

1151	195	Interior is black with blue seat
1983	211	cushions. Pilot's seat frame may
2116	213	be cream, black or grey.

Note: RAL7035 as used on the PC-9M undersides is a close match to the Aerodur grey used on the Dauphin, Gazelle and Alouette III. Revell's Aquacolor 36371RAL 7035 is a close match.



PILATUS PC-9M

PC-9M colour scheme: Upper surfaces are gloss grey RAL 7040 and the undersides are gloss light Grey RAL7035.

The wing leading edges have gloss black anti-corrosion strips.

Cockpit interior is a medium green, not too dissimilar to RAF cockpit green in appearance.

Wheel hubs and undercarriage are silver.

Satin black anti-glare panel on nose.

The aircraft are kept very clean though exhaust staining can occasionally be found on the undersides of the tailplanes.

BONUS DECALS IRISH ARMY VEHICLE BADGES 1/35 SCALE

For use on various Irish army vehicles including Scorpion tanks and Piranha III APC.



5th Inf. Bat



1st Armoured Car



1 Tank Sqn.



2 Cavalry sqn.



1 Cav. Squadron



4th Cavalry Sqn.



1 Armoured Cavalry Sqn.



3rd Inf. Bat