

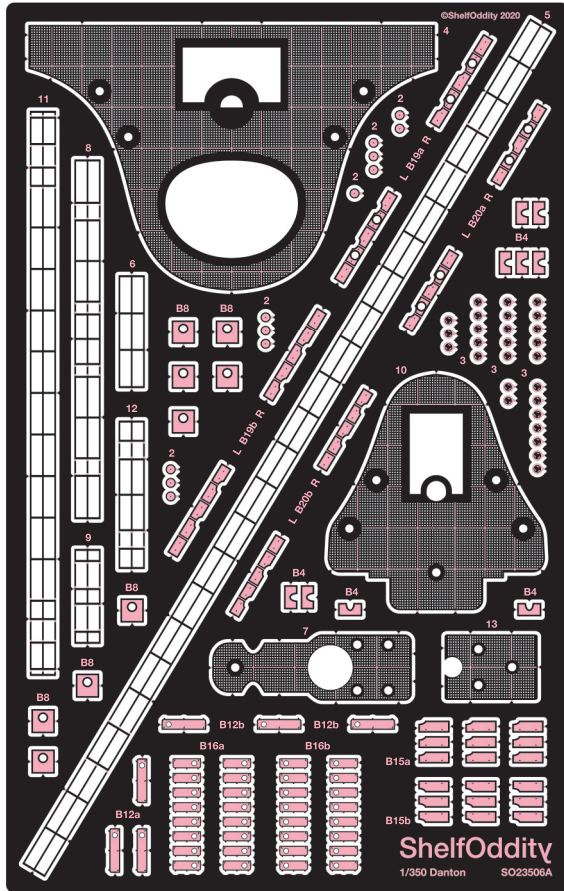


SO23506

1/350 French Battleship Danton for Hobby Boss kit

Shelf
Oddity



This PE set is designed for 1/350 Danton kit produced by Hobby Boss (cat no. 86503). It consists mostly of hull features poorly represented in original kit or omitted altogether.

A dedicated Master SM-350-097 Gun Barrels turned brass set can be used to further enhance your model.

Model built by Michael Markiewicz featuring a prototype of this PE set, Master SM-350-097 Gun Barrels set as well as three generic sets of Tapered Masts and Yardarms SM-350-087, SM-350-088 and SM-350-089.

There are two types of part numbers in this set.

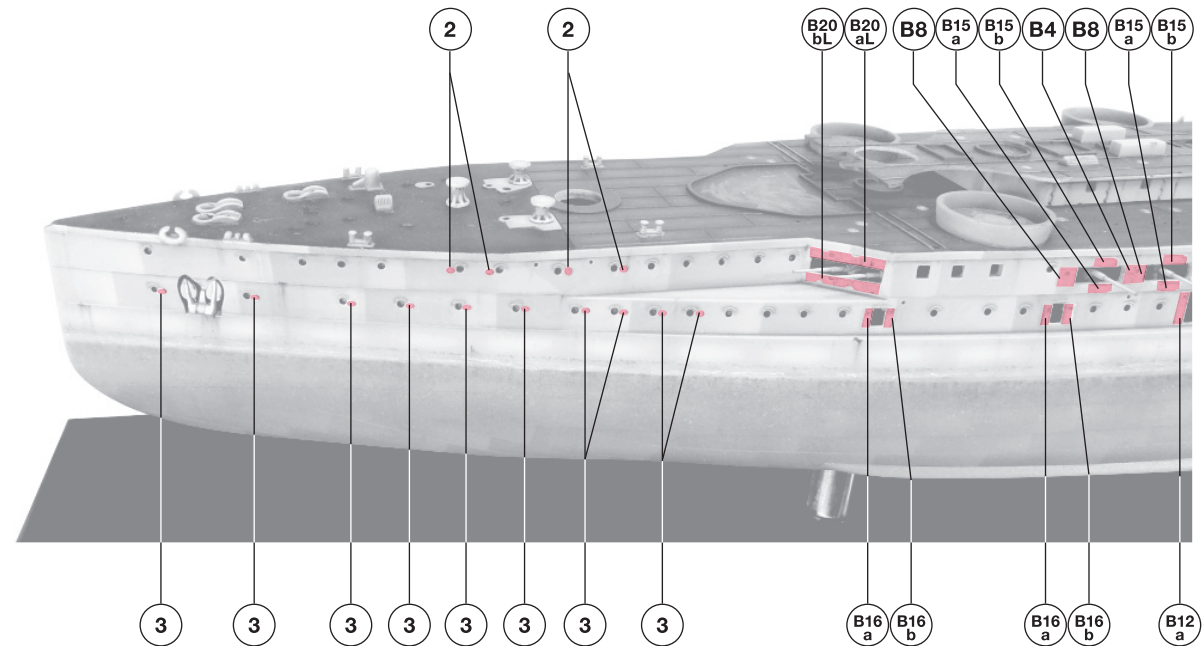

Parts marked with numbers including prefix “B” are direct replacements of PE parts included in the kit. Please note, that their original placement indicated by kit’s instructions is incorrect, please follow this one for placement of casemate covers.

Parts marked with numbers only – complement the kit.

Most pictures of Danton, while in port, show that crew opened every possible door and porthole, which suggests that ventilation system of the ship wasn’t adequate to Mediterranean conditions. Here comes our set featuring additional parts needed to be opened to keep the sailors well ventilated.

All necessary openings have to be cut out from the kit as shown on the included photo.

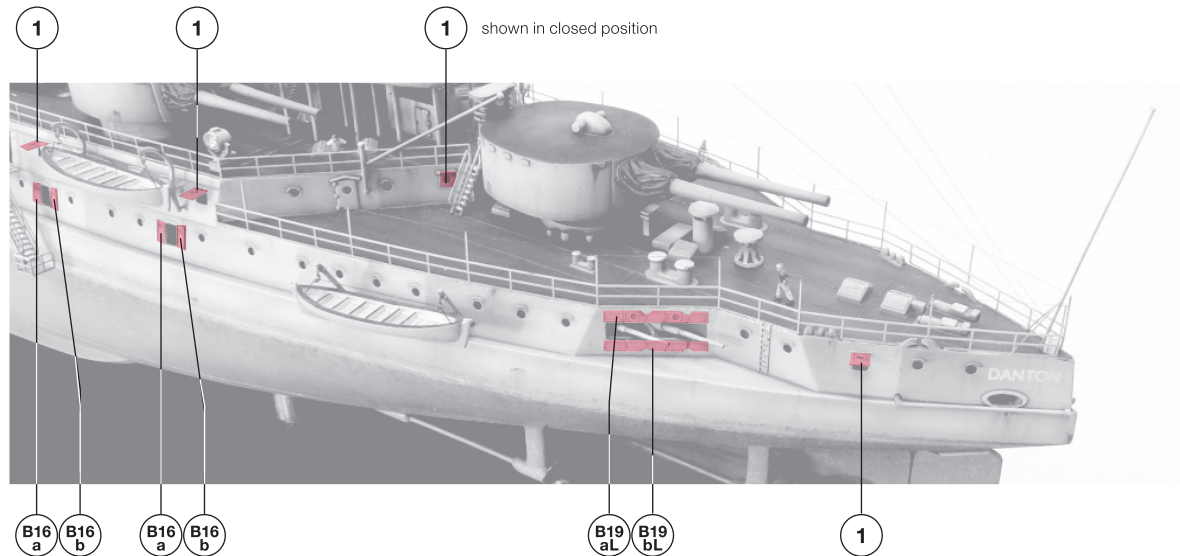
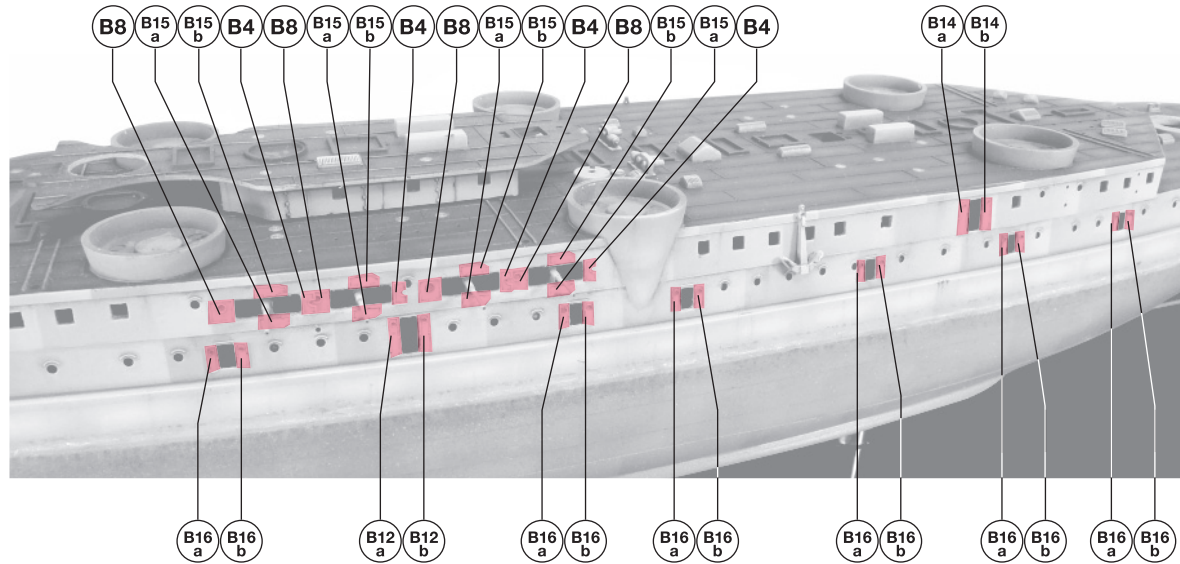
The placement of the additional parts on the bow section is shown on this page. Their placement on the starboard of the hull is symmetrical to the port side.



Let us move to the mid-ship section now. Again, the placement of all shown parts on the starboard is symmetrical to the port side.

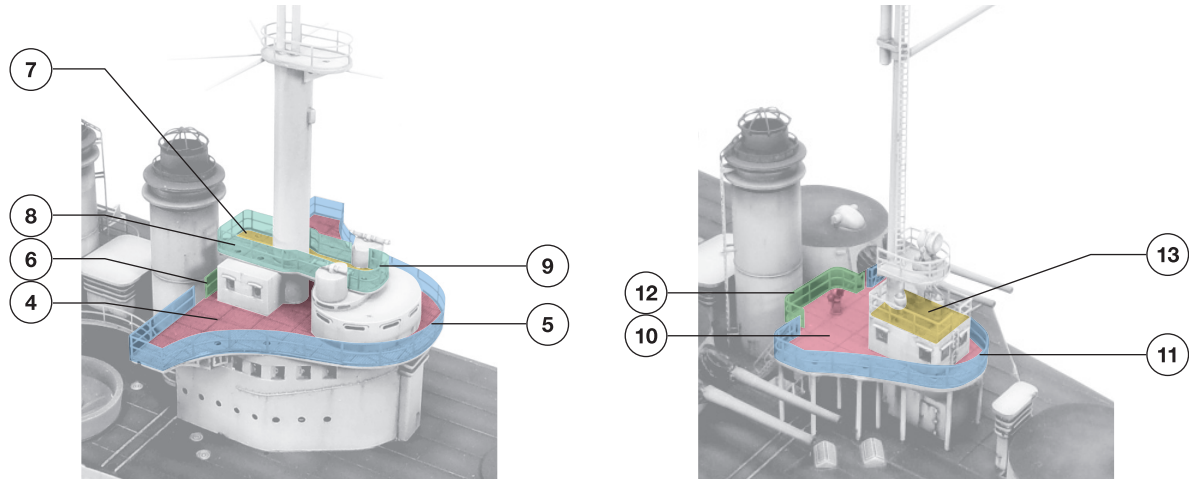

Square hatch covers (1) need to be folded in half before application to your model.

Please note the inner sides of porthole covers (2,3) should be painted off-white. For the other covers and doors check your references please.



The second part of our set features gratings and railings for fore and aft bridges. Since the original parts are quite thick we suggest skimming them, preferably from the top, to keep locating pins etc. from the underside and then apply our brass parts.

Bridge decks provided in the kit depict railings as solid barriers which is incorrect. In reality they were standard railings usually covered with tarps, a few pictures of uncovered railings does also exist. Whether to put the tarps on is up to your preference.



SO23506

1/350 French Battleship Danton for Hobby Boss kit

Shelf
Oddity

Sources:

French Battleships of World War One – Seaforth Publishing 2017

Original drawings of Danton battleship – Marine Nationale Archives

A big *thank you* goes to Mr. Michael Markiewicz.



Model built by Michael Markiewicz.