



FOTOĞRAF / PHOTO © 2018 SITKI ATASOY



1/48 ÖLÇEK PLASTİK MAKET UÇAK, KUTU İÇERİĞİ KAPAK GÖRSELİNDEN FARKLILIKLAR İÇEREBİLİR. BOYA VE YAPİSTIRICI DAHİL DEĞİLDİR.
1/48 IN SCALE PLASTIC MODEL, ACTUAL MODEL MAY BE DIFFERENT FROM BOX PHOTO, PAINT AND GLUE ARE NOT INCLUDED.

1/48
ÖLÇEK/SCALE

PLASTIC MODEL KIT / MAKET UÇAK

McDonnell Douglas F-4 Phantom II Amerikan McDonnell Douglas Corporation tarafından üretilen çok amaçlı avcı-bombardıman uçağıdır. Yapımına ilk kez 1961'de başlanmıştır. 1996 yılına kadar Amerikan Ordusu tarafından aktif hizmette kullanılmıştır.

Türkiye ilk olarak "Peace Diamond I"(Barış Pırlantası I) projesi ile 40 adet F-4E sipariş etmiş ve uçaklar 1974 yılında Türk Hava Kuvvetleri'ne teslim edilmeye başlanmıştır. 1977 yılında ikinci proje olan "Peace Diamond II" dahilinde 32 adet daha F-4E filoya eklenmiştir. Sırasıyla 1981 yılında "Peace Diamond III" kapsamında ABD Hava Kuvvetleri'nden 16 adet F-4E, 1984 yılı ortalarında "Peace Diamond IV" çerçevesinde yine ABD Hava Kuvvetleri'nden 14 adet F-4E ve "Peace Diamond V" kapsamında ABD hava kuvvetlerinden emekliye ayrılmış 40 adet F-4E 1987 yılında filoya katılmıştır. Türkiye'nin 1991 yılında ABD'yi Körfez Savaşı'nda desteklemesi sebebiyle "Peace Diamond VI" ile hizmetten çıkmış 40 adet F-4E daha teslim edilmiştir. ABD'nin elinde uluslararası satış taleplerini karşılayacak yeterli RF-4 olmadığından 1992-1994 yılları arasında da Alman Hava Kuvvetleri'den emekliye ayrılan 32 adet RF-4E Türkiye'ye hibe edilmiştir.

İsrail Havaçılık Endüstrisi (IAI-İsrail Aircraft Industries Ltd.) ile 1997 yılında ortak başlatılan modernizasyon projesiyle Türk Hava Kuvvetleri envanterindeki 53 adet F-4E üzerinde yapısal güçlendirme, yeni nesil navigasyon sistemleri, HUD (Head-Up Display), HOTAS (Hands on Throttle-and-stick), MFD (Multi-Function-Display), yeni nesil radyo ekipmanı, mevcut AN-APQ 120 radarının ELTA ELO/M-2032 radarı ile değişimi sağlanmıştır. Ayrıca uçağın silah taşıma kabiliyeti yeni nesil silahlarla güçlendirilmiştir. Modernizasyon kapsamında F-4'lerin 28 uçaklık bölümü 1. Hava İkmal Bakım Merkezi Komutanlığı, Eskişehir'de, 26 uçaklık bölümü İsrail Havaçılık Endüstrisi (IAI) tesislerinde tamamlanmıştır. Modernizasyondan sonra uçak F-4 2020/Terminator adını almıştır. F-4 ler 2002'deki modernizasyonlarından sonra Türk Hava Kuvvetleri'nde 2020 yılına kadar aktif görev yapması planlanmaktadır.

The McDonnell Douglas F-4 Phantom II is a tandem two-seat, twin-engine, all-weather, long-range supersonic jet interceptor and fighter-bomber originally developed for the United States Navy by McDonnell Aircraft. It first entered service in 1960 with the U.S. Navy. Proving highly adaptable, it was also adopted by the U.S. Marine Corps and the U.S. Air Force, and by the mid-1960s had become a major part of their air arms.

The Phantom is a large fighter with a top speed of over Mach 2.2. It can carry more than 18,000 pounds (8,400 kg) of weapons on nine external hardpoints, including air-to-air missiles, air-to-ground missiles, and various bombs. The F-4, like other interceptors of its time, was initially designed without an internal cannon. Later models incorporated an M61 Vulcan rotary cannon. Beginning in 1959, it set 15 world records for in-flight performance, including an absolute speed record, and an absolute altitude record.

The F-4 was used extensively during the Vietnam War. It served as the principal air superiority fighter for the U.S. Air Force, Navy, and Marine Corps and became important in the ground-attack and aerial reconnaissance roles late in the war. During the Vietnam War, one U.S. Air Force pilot, two weapon systems officers (WSOs), one U.S. Navy pilot and one radar intercept officer (RIO) became aces by achieving five aerial kills against enemy fighter aircraft. The F-4 continued to form a major part of U.S. military air power throughout the 1970s and 1980s, being gradually replaced by more modern aircraft such as the F-15 Eagle and F-16 Fighting Falcon in the U.S. Air Force, the F-14 Tomcat in the U.S. Navy, and the F/A-18 Hornet in the U.S. Navy and U.S. Marine Corps.

The F-4 Phantom II remained in use by the U.S. in the reconnaissance and Wild Weasel (Suppression of Enemy Air Defenses) roles in the 1991 Gulf War, finally leaving service in 1996. It was also the only aircraft used by both U.S. flight demonstration teams: the USAF Thunderbirds (F-4E) and the US Navy Blue Angels (F-4J). The F-4 was also operated by the armed forces of 11 other nations. Israeli Phantoms saw extensive combat in several Arab-İsrail conflicts, while Iran used its large fleet of Phantoms, acquired before the fall of the Shah, in the Iran-İraq War. Phantom production ran from 1958 to 1981, with a total of 5,195 built, making it the most produced American supersonic military aircraft. As of 2018, 60 years after its first flight, the F-4 remains in service with Iran, Japan, South Korea, Greece, and Turkey. The aircraft has most recently been in service against the Islamic State group in the Middle East.

Greece

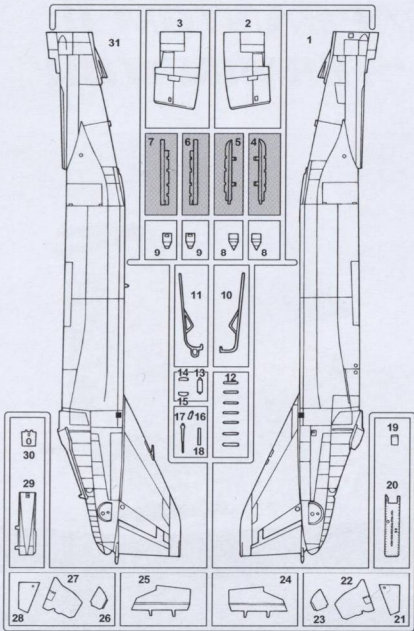
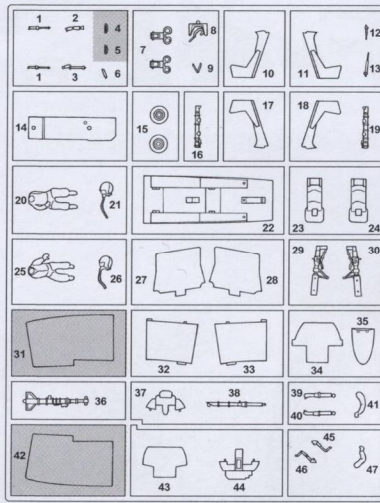
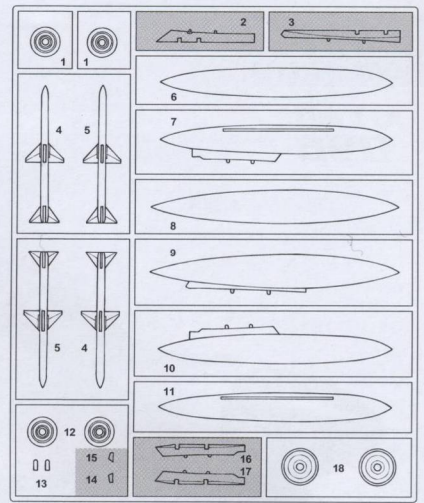
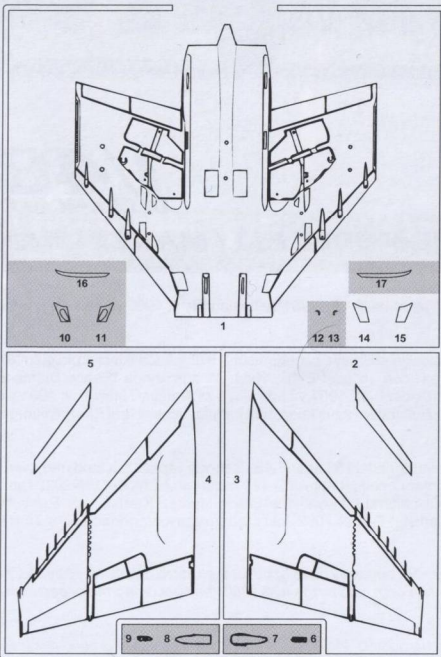
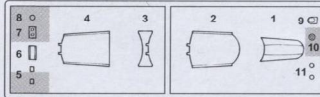
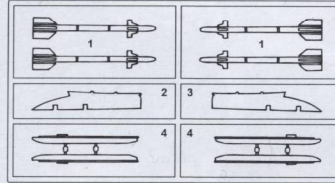
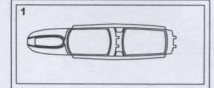
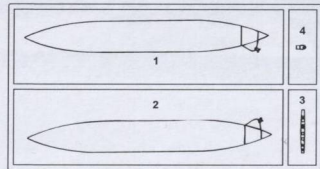
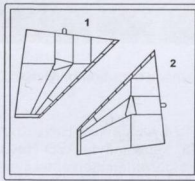

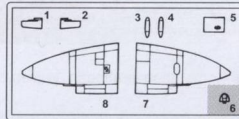
In 1971, the Hellenic Air Force ordered brand new F-4E Phantoms, with deliveries starting in 1974. In the early 1990s, the Hellenic AF acquired surplus RF-4Es and F-4Es from the Luftwaffe and U.S. ANG. Following the success of the German ICE program, on 11 August 1997, a contract was signed between DASA of Germany and Hellenic Aerospace Industry for the upgrade of 39 aircraft to the very similar "Peace Icarus 2000" standard. The Hellenic AF operated 34 upgraded F-4E-PI/2000 (338 and 339 Squadrons) and 12 RF-4E aircraft (348 Squadron) as of September 2013. On 5 May 2017, the Hellenic Air Force officially retired the RF-4E Phantom II during a public ceremony.

Iran

In the 1960s and 1970s when the U.S. and Iran were on friendly terms, the U.S. sold 225 F-4D, F-4E, and RF-4E Phantoms to Iran. The Imperial Iranian Air Force saw at least one engagement, resulting in a loss, after an RF-4C was rammed by a Soviet MiG-21 during Project Dark Gene, an ELINT operation during the Cold War. The Islamic Republic of Iran Air Force Phantoms saw heavy action in the Iran-İraq War in the 1980s and are kept operational by overhaul and servicing from Iran's aerospace industry. Notable operations of Iranian F-4s during the war included Operation Scorch Sword, an attack by two F-4s against the Iraqi Osirak nuclear reactor site near Baghdad on 30 September 1980, and the attack on H3, a 4 April 1981 strike by eight Iranian F-4s against the H-3 complex of air bases in the far west of Iraq, which resulted in many Iraqi aircraft being destroyed or damaged for no Iranian losses. On 5 June 1984, two Saudi Arabian fighter pilots shot down two Iranian F-4 fighters. The Royal Saudi Air Force pilots were flying American-built F-15s and fired air-to-air missiles to bring down the Iranian planes. The Saudi fighter pilots had KC-135 aerial tanker planes and Boeing E-3 Sentry AWACS surveillance planes assist in the encounter. The aerial fight occurred in Saudi airspace over the Persian Gulf near the Saudi island Al Arabiya, about 60 miles northeast of Jubail. Iranian F-4s were in use as of late 2014; the aircraft reportedly conducted air strikes on ISIS targets in the eastern Iraqi province of Diyala.

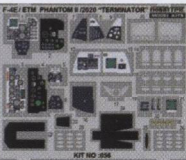
Turkey

The Turkish Air Force (TUAF) received 40 F-4Es in 1974, with a further 32 F-4Es and 8 RF-4Es in 1977-78 under the "Peace Diamond III" program, followed by 40 ex-USAF aircraft in "Peace Diamond IV" in 1987, and a further 40 ex-U.S. Air National Guard Aircraft in 1991. A further 32 RF-4Es were transferred to Turkey after being retired by the Luftwaffe between 1992 and 1994. In 1995, Israel Aerospace Industries (IAI) implemented an upgrade similar to Kurmass 2000 on 54 Turkish F-4Es which were dubbed the F-4E 2020 Terminator. After the recent accidents, the TUAF withdrew RF-4Es from active service. Turkish F-4Es, and more modern F-16s have been used to strike PKK terrorist bases in ongoing military operations in Northern Iraq and Syria. Turkish F-4s remained in use as of 2019.

(J)**(D)****(E)****(M)****(F)****(H)****(V)****(R)****(O)****(K)**


Kullanılmayacak parça
Parts not for use.
Teile werden nicht verwendet.
Pièces à ne pas utiliser.
Parti non per uso.
Partes para no usar.
この部品は使用しません。

PLASTİK PARÇALAR / PLASTIC PARTS



FOTOGRAVÜR PARÇALAR / PHOTOETCHED PARTS

Industrial Arts & Design
A.C.N.
Ahmet Çağrı Açıkgoz



ÇIKARTMALAR / DECALS

	GS1 CREOS	HOBBY COLOR	Mr. COLOR	VALLEJO	HUMBROL	TETRA/MODEL MASTER	ENAMEL	ACRYL
1	WHITE	H<1>	1	71.001	21	1745	4696	BEYAZ
2	BLACK	H<2>	2	71.057	22	57211	4695	SİYAH
3	RED	H<3>	3	70.926	19	1103		KIRMIZI
4	YELLOW	H<4>	329	71.002	154	1708	4721	SARI
5	BRIGHT GREEN	H<26>	66		2	52715		YEŞİL
6	SILVER	H<8>	8		11	1790	4678	GÜMÜŞ
7	GUN METAL				53	1405	4681	SİLÂH METALİ
8	CLEAR RED	H<90>	47	70.934	1321		4630	ŞEFFAF KIRMIZI
9	CLEAR ORANGE	H<92>	49	70.935			4625	ŞEFFAF TURUNCU
10	CLEAR BLUE	H<93>	50	70.938			4658	ŞEFFAF MAVİ
11	FLAT WHITE	H<11>	62	71.001	34	1768	4769	MAT BEYAZ
12	FLAT BLACK	H<12>	33	71.057	33	1749	4768	MAT SİYAH
13	FLESH	H<44>	51	71.028	61		4678	TEN RENGİ
14	METALLIC GRAY	H<28>	61		12533	1795	4681	METALİK GRİ
15	OLIVE GREEN		120	71.017	123	2081	4790	ZEYTİN YEŞİLİ
16	KHAKI	H<81>	55		72	1792		HAKİ
17	TAN SPECIAL					2021	4697	KUM BEJİ
18	DARK TAN	H<310>	310	71.125	118	1742	4709	KOYU BEJ
19	LIGHT GREY	H<311>	311	71.121	28	1733	4766	AÇIK GRİ
20	INTERMEDIATE BLUE	H<56>	72		144	1720	4744	EGE MAVİSİ
21	ALUMINIUM	H<8>	8		11	1781	4677	ALUMİNYUM
22	DARK GREEN	H<309>	309	71.294	116	1710	4726	KOYU YEŞİL
23	LIGHT GREEN	H<303>	303	71.281	117	1713	4734	AÇIK YEŞİL
24	BURNT IRON	H<76>	61		56	1796	4676	YANIK METAL
25	DARK GHOST GRAY	H<307>	307	71.120	128	1741	4761	KOYU HAYALET GRİ
26	LIGHT GHOST GRAY	H<308>	308	71.046	127	1728	4762	AÇIK HAYALET GRİ
27	GUNSHIP GRAY	H<305>	305	71.097	125	1723	4752	KOYU GRİ
28	DARK GULL GRAY	H<317>	317	71.277	140		4755	KOYU MARTI GRİ
29	MEDIUM GRAY	H<306>	306	71.275	126	1725	4757	ORTA GRİ
30	LIGHT BLUE	H<323>	323		47	2030		AÇIK MAVİ
31	CLEAR GREEN	H<94>	138	70.936			4668	ŞEFFAF YEŞİL

PLASTİK MODELÇİLİKTE TAVSİYE VE UYARILAR :

- Aldığınız ürünün kutu içeriğini kontrol ederek eksiksiz olduğundan emin olunuz.
- Yapım talimatınızı dikkatlice inceleyip aşamaları tanıyınız.
- Parçay çerçevesinden çıkartmadan önce numarasını kontrol ediniz.
- Parçay çapaksız bir şekilde çıkartmak için çarçeve makasını kullanınız.
- Yapıştırmadan önce parçay yerinde deneyiniz. Gerekişince yapıştırıcı kullanınız.
- Yapıştırmayı orantılı kullanınız, birleşim yerlerini dışına taşırmayınız.
- Yapıştırmaya sonrasında tam olarak örtülmeyen yerler için dolgu macunu kullanınız.
- Boyama yüzeye iyi yapışması ve daha gerçekçi görünüşü için esnek boya kullanınız.
- Kılavuzdaki boya şemasını kullanarak, tavsiye edilen renklerle modelinizi boyayınız.
- Çıkartmaları boya tam olarak kuruduktan sonra çıkartma yapıştırmacı kullanarak yüzeye uygulayınız.
- Modelinizin güneş ışığı ve tozdan en az etkilenmesi için vernik kullanınız.

Bize ulaşmak istediğinizde
www.hobbytimesmodelkits.com
adresini ziyaret edebilirsiniz.

WARNING IN ASSEMBLY OF MODEL KITS :

- Before starting to assemble, read the instruction manual very carefully to understand the instructions completely.
- Before cutting parts off a sprue, check the part number again and use the appropriate tool, such as nippers to cut it clearly. Take care not to injure yourself whilst using the modelling knife to cut or trim parts.
- Avoid danger of suffocation by never putting small parts in the mouth which can be accidentally swallowed.
- Keep away from children under 3 years old.
- The product may have some protruding parts for functional reasons. Take care when handling these.
- After cutting a part off a sprue, trim it cleanly to assemble and ensure proper disposal of all waste material.
- Plastic bags packed with the product and parts should be disposed of in an appropriate place immediately, keep out of reach of children to avoid any danger of suffocation by pulling plastic bags over face or head.
- Use modelling colours or cement in a well ventilated room and do not use near fire or flame. Keep out of reach of children at all times.

You can visit us at:
www.hobbytimesmodelkits.com


Gerekli Aletler / Tools

Maket Bıçağı
Modelling Knife

Yan keski / Side cutter




Bız / Pin vise



Eğe / File

Maket yapıştırıcısı
Cement

Cımbız / Tweezers









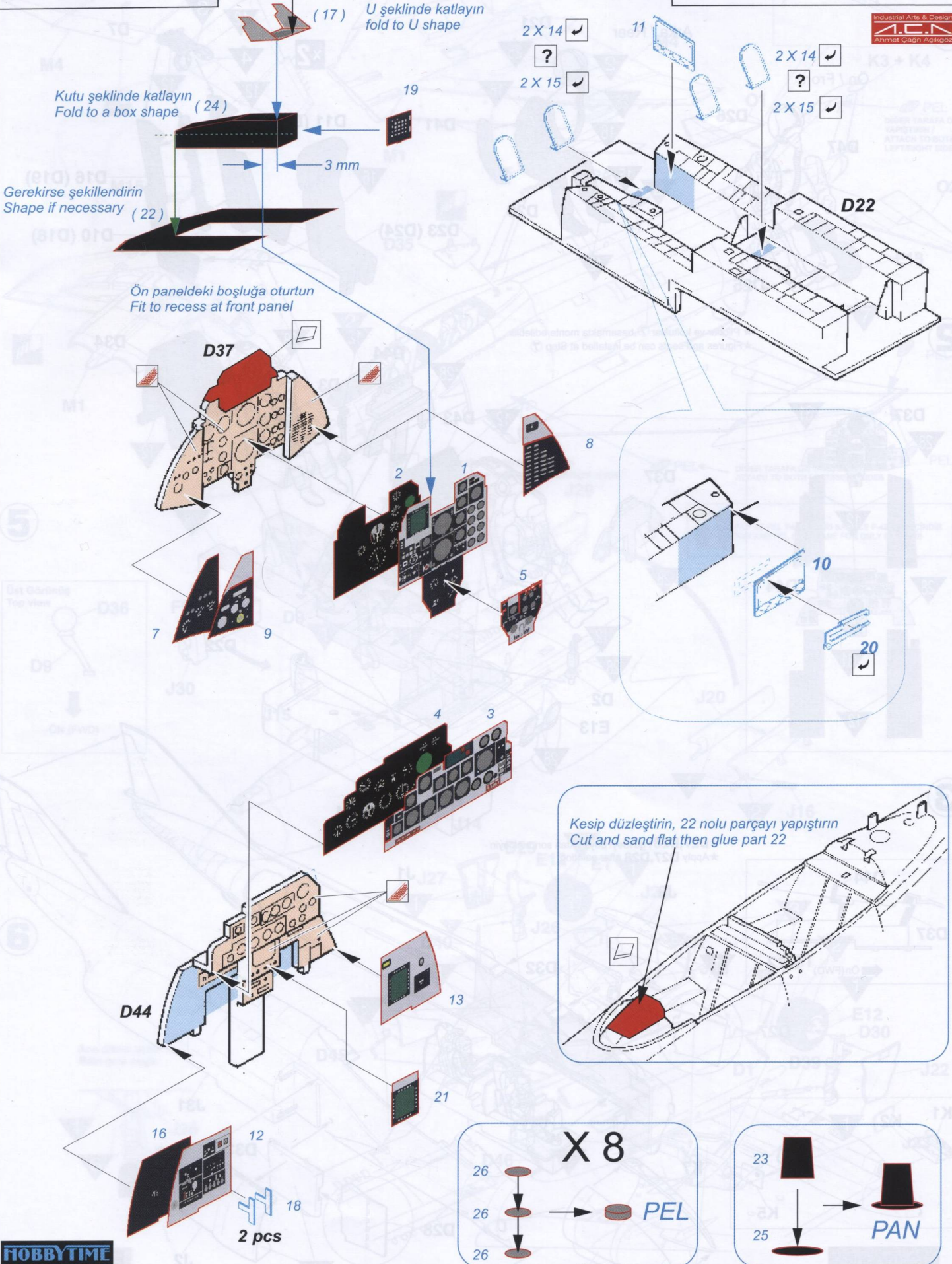
Hızlı Yapıştırıcı / Instant Glue

HOBBYTIME
MODEL KITS

- ORIGINAL KIT PARTS
ORJİNAL PLASTİK PARÇA
- PHOTO-ETCHED PARTS
FOTOGRAVÜR METAL PARÇA
- PARTS TO BE REMOVED
DEĞİŞTİRİLECEK KISIMLAR

3X6 mm şeffaf plastik parçadan kesiniz (Kutuya dahil değildir)
3X6 mm cut from clear plastic (not included)

- | | | | |
|---|--------------------------|---|-------------------------|
|  | REMOVE
YOK EDİN |  | BEND
EĞİP BÜKÜN |
|  | GRIND
ZIMPARALAYIN |  | OPTION
SEÇENEK |
|  | DRILL HOLE
DELİK AÇIN |  | REPLACE
YERİNE KOYUN |



x2

TEKRAR EDİN
2 SETS NEEDED
WIRD DOPPELT BENÖTIGT
DEUX SETS NECESSAIRES
NECESSARIE 2 SERIE
SE NECESITAN DOS PIEZAS
同様の制作二組
2組つくってください。



DOLDURUN
FILL HOLE
SCHLIESSEN
BOUCHER LE TROU
FORO PIENO
EMPUJE EL AGUJERO
把孔填平
穴をうめてください。



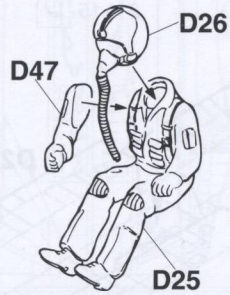
KESİN
REMOVE
ENTFERNEN
RETIRER
SEPARARE
CORTAR
切去
切り取ってください。



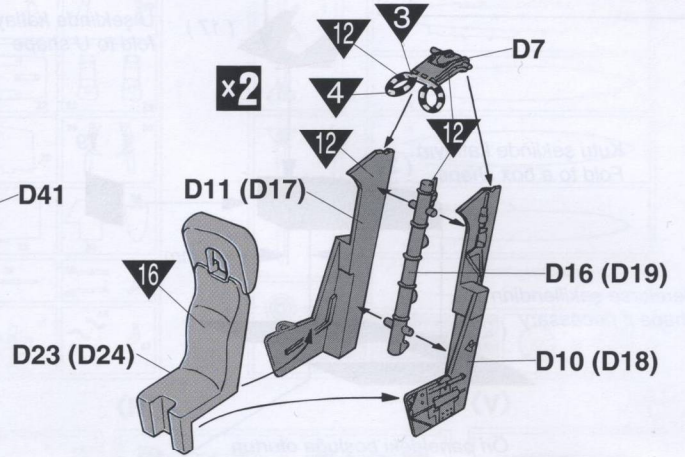
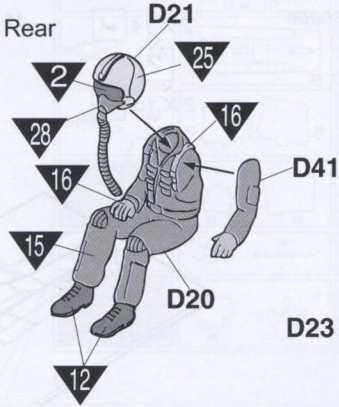
İSTEĞE BAĞLI
OPTIONAL
NACH BELIEBEN
FACULTATIF
FACULTATIVO
OPCIONAL
可以選擇採用
どちらかを選んでください。

1

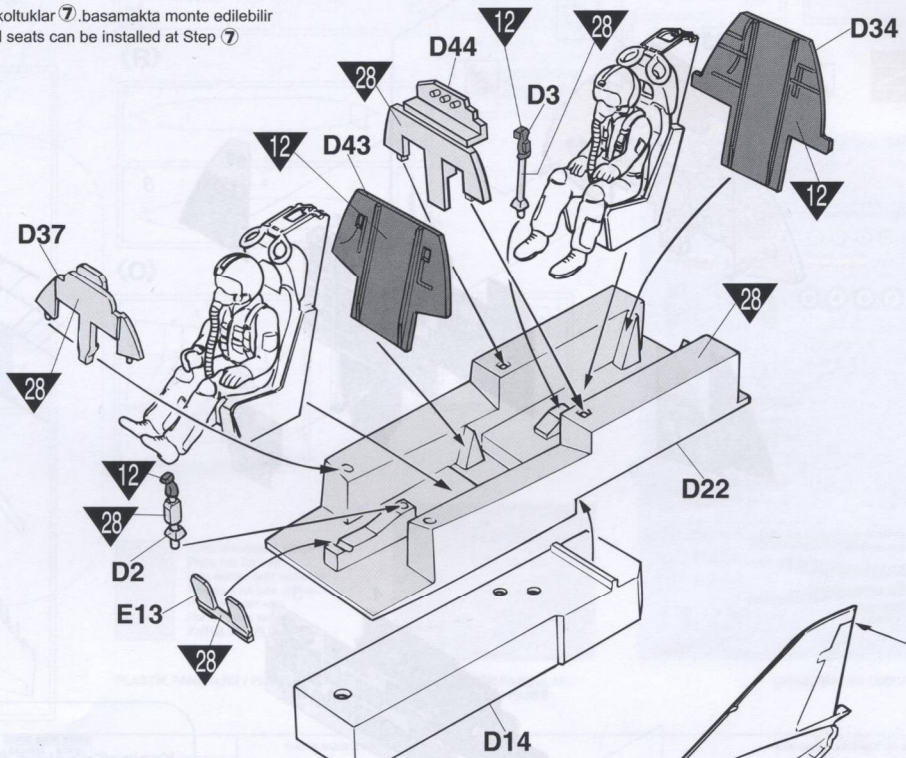
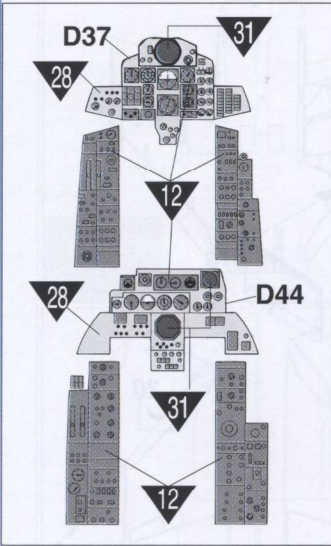
Ön / Front



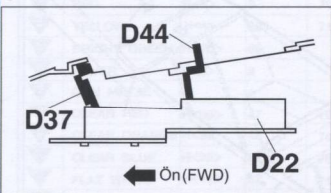
Arka / Rear

**2**

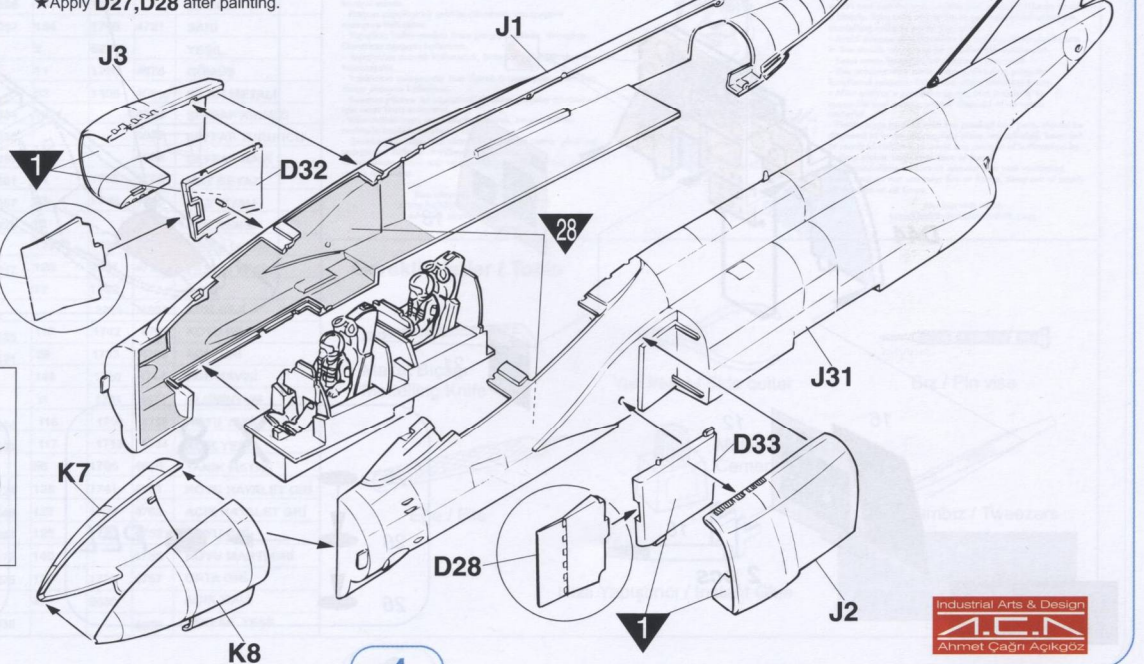
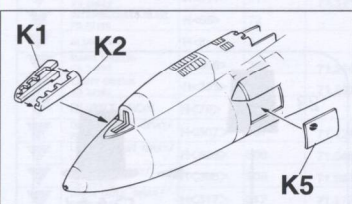
★ Pilotlar ve koltuklar 7.basamakta monte edilebilir
★ Figures and seats can be installed at Step 7



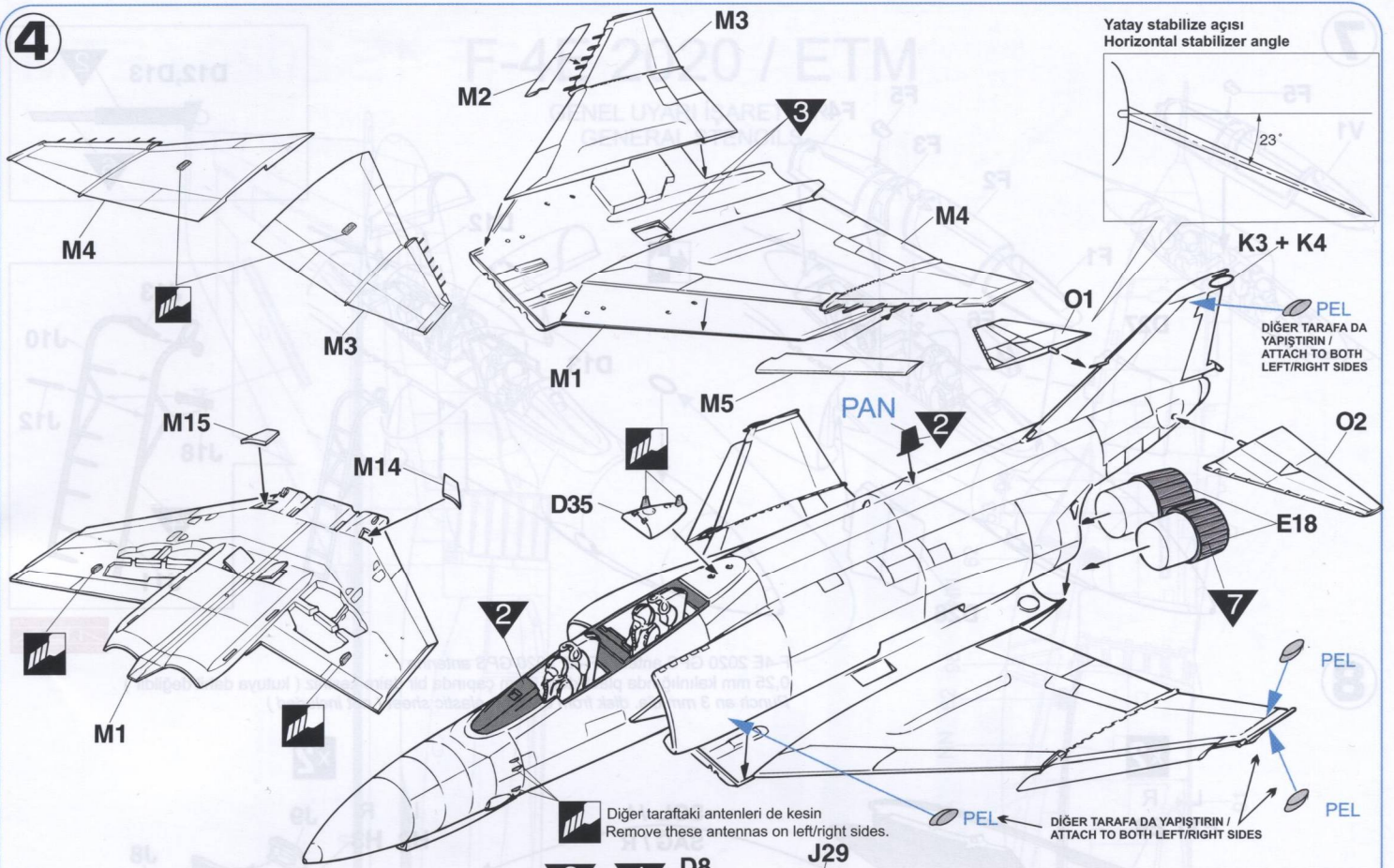
★ D27, D28'i gövdeyi boyadıktan sonra ekleyin
★ Apply D27, D28 after painting.

3

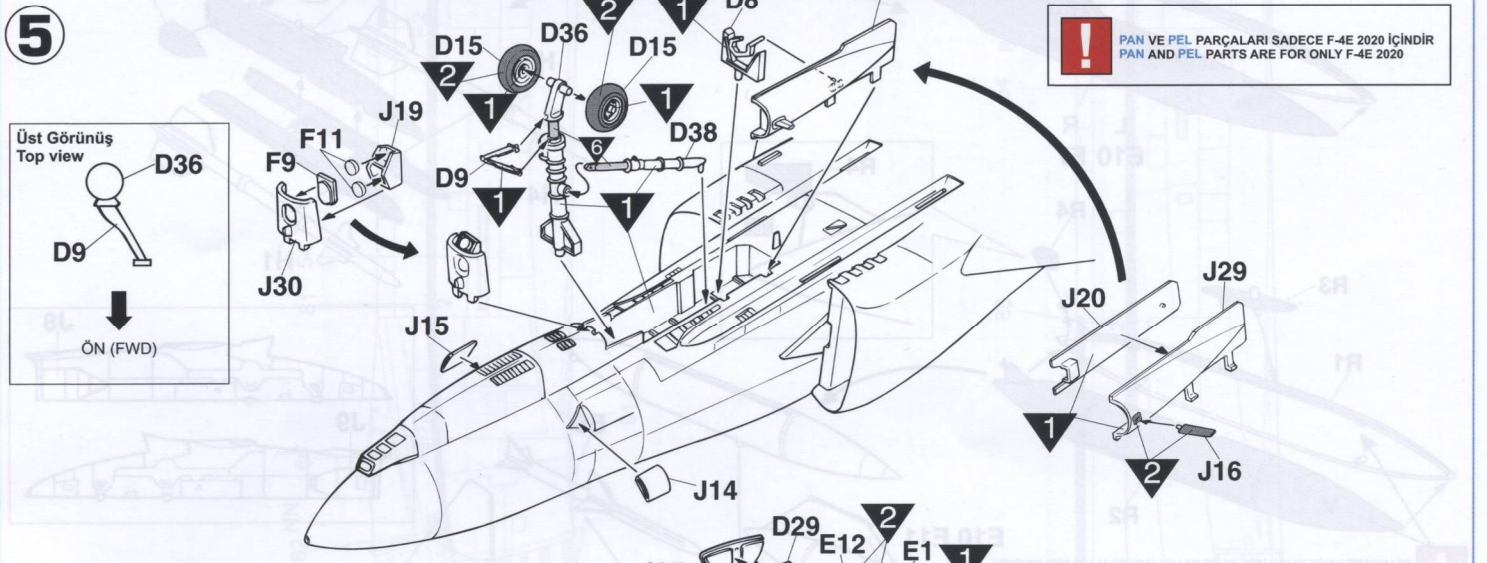
← Ön (FWD)

**4**

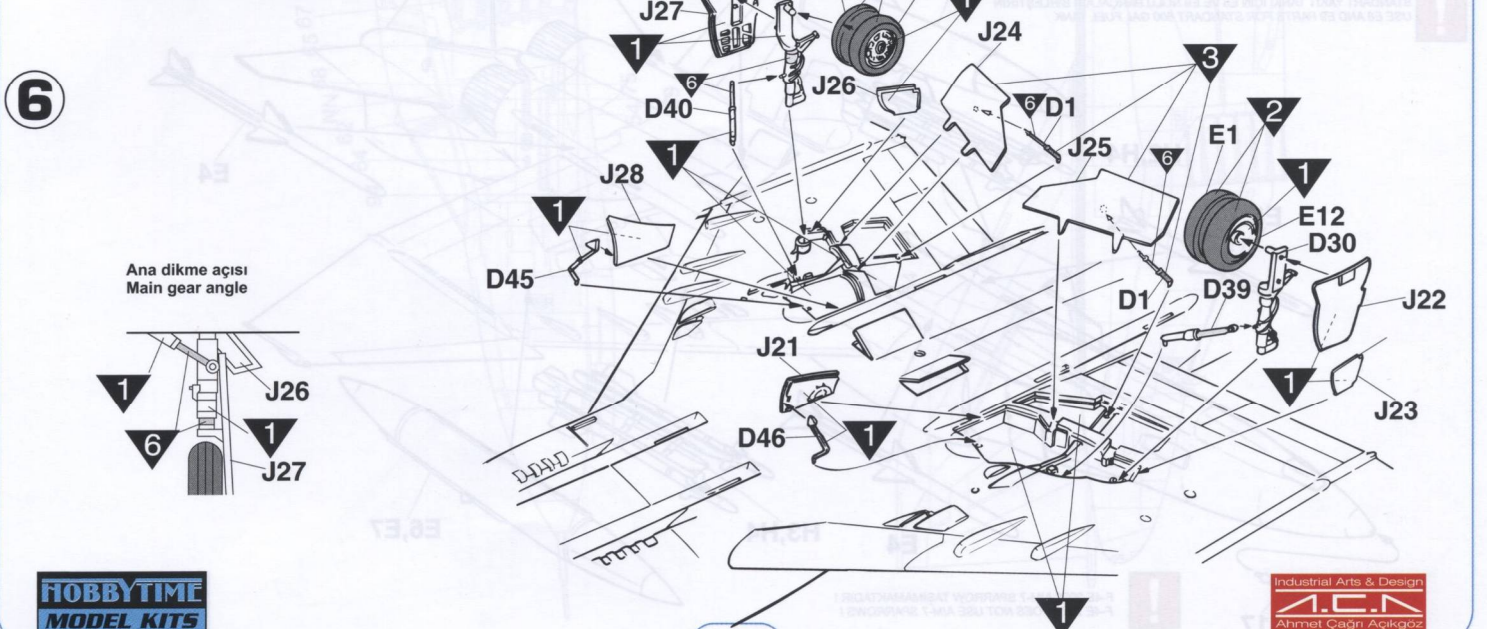
4



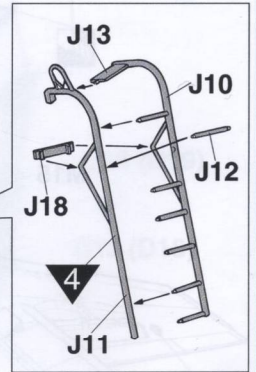
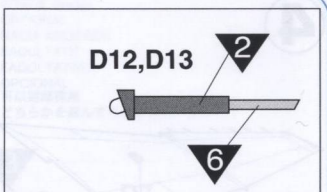
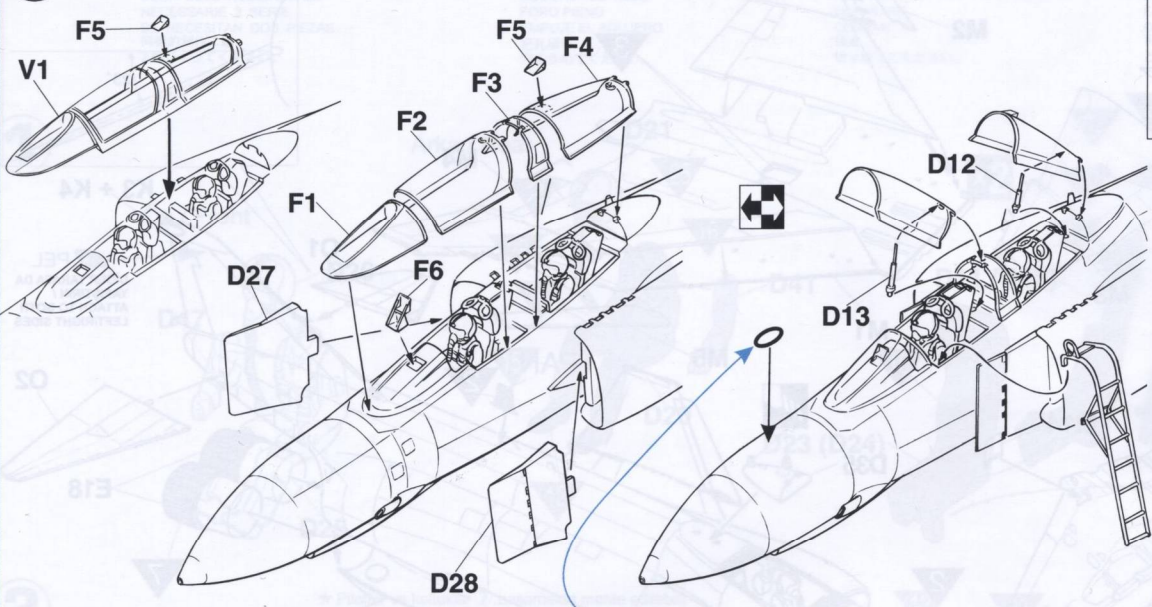
5



6

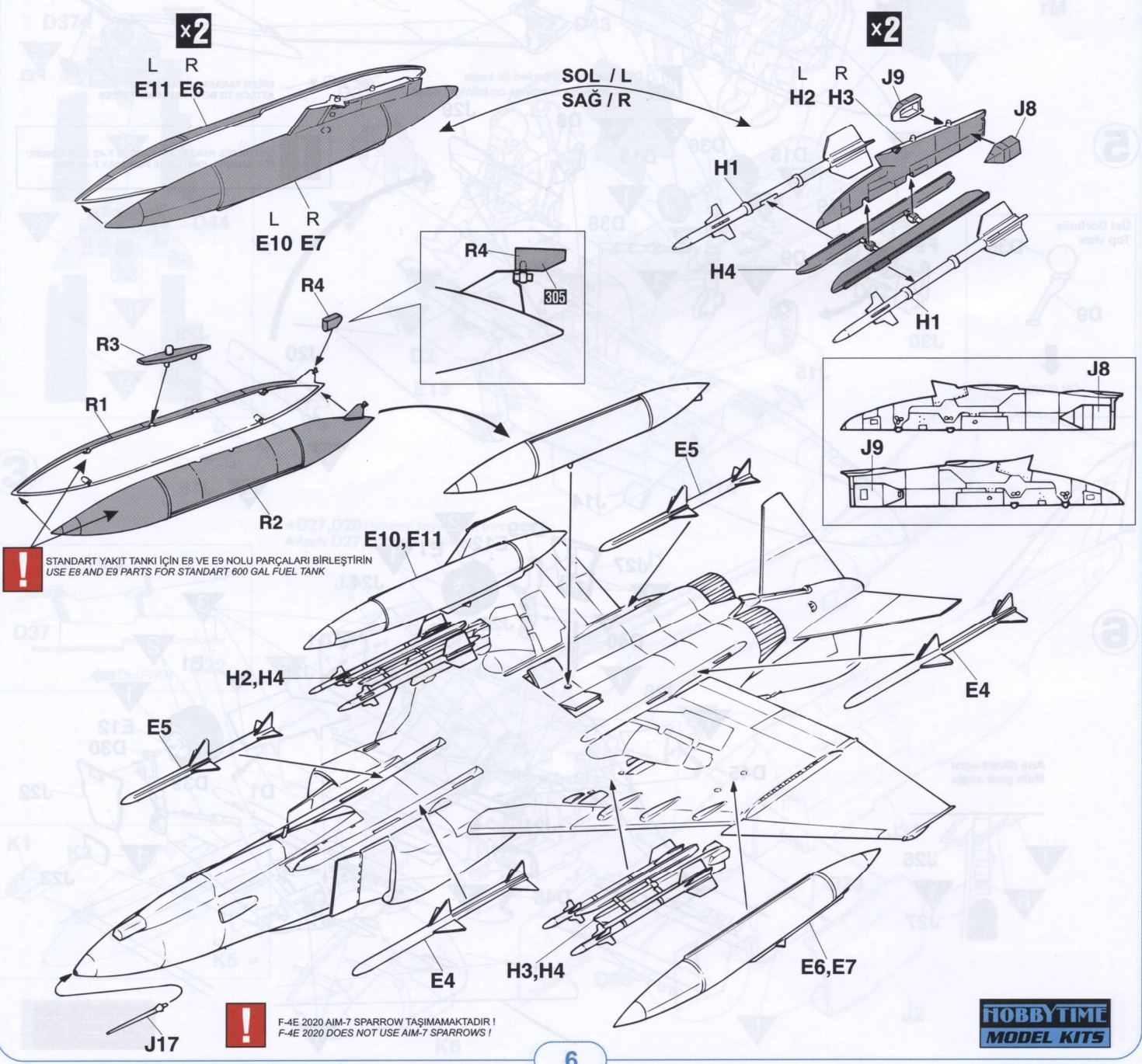


7



8

F-4E 2020 GPS anteni / F-4E 2020 GPS antenna
 0,25 mm kalınlığında plastikten 3mm çapında bir daire kesiniz (kutuya dahil değildir)
 Punch an 3 mm dia. disk from 0,25mm plastic sheet (not included)

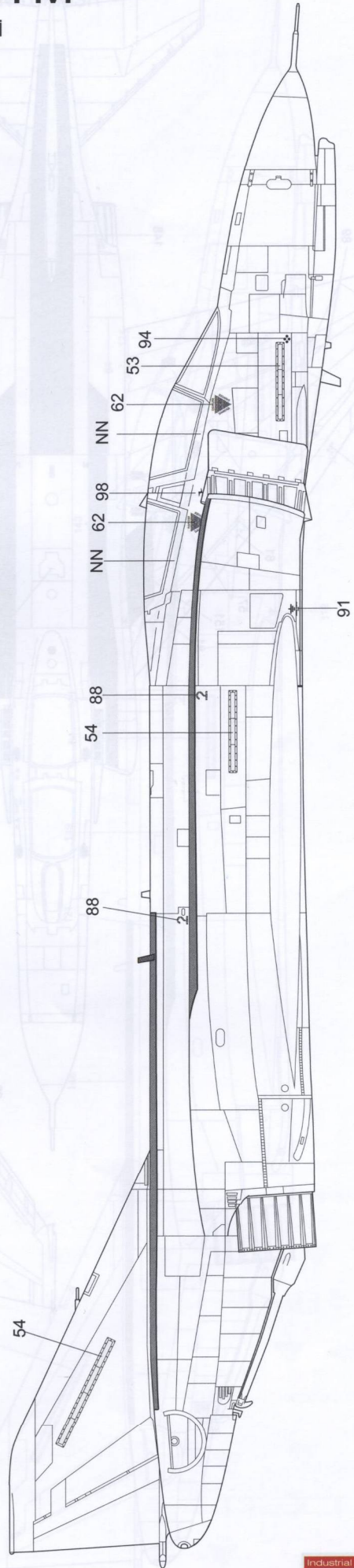
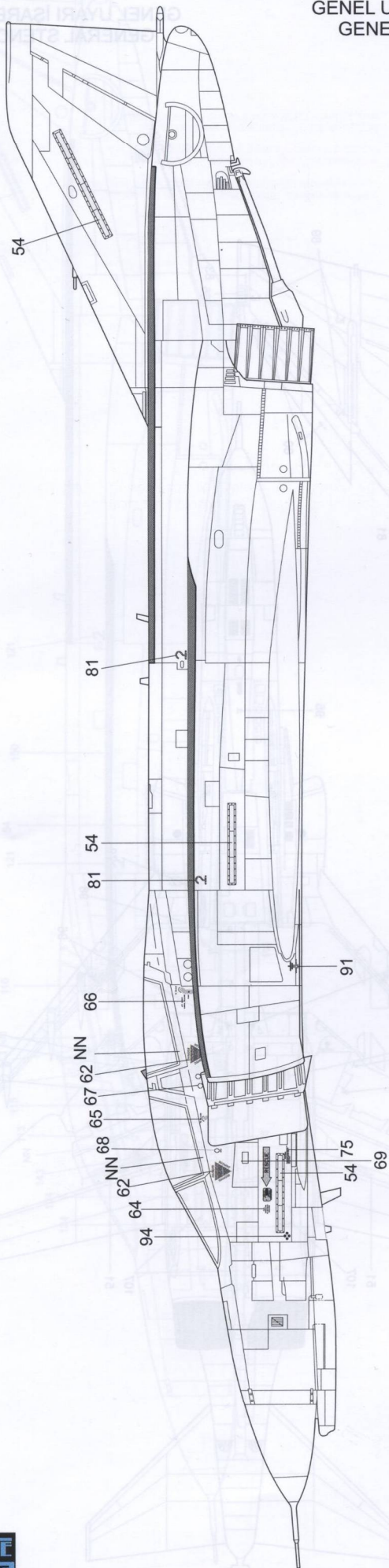


! STANDART YAKIT TANKI İÇİN E8 VE E9 NOLU PARÇALARI BİRLEŞTİRİN
 USE E8 AND E9 PARTS FOR STANDART 600 GAL FUEL TANK

! F-4E 2020 AIM-7 SPARROW TAŞIMAMAKTADIR !
 F-4E 2020 DOES NOT USE AIM-7 SPARROWS !

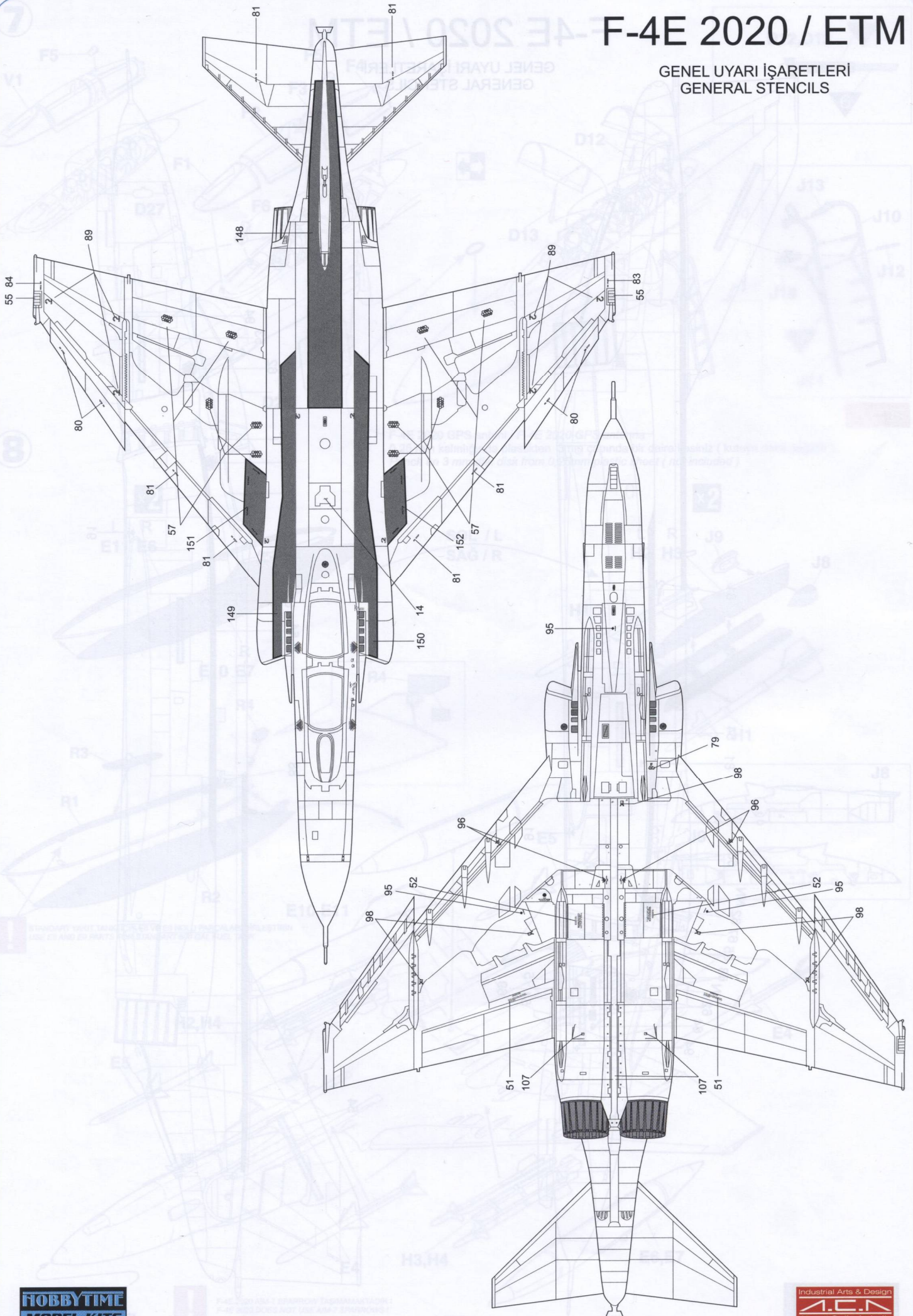
F-4E 2020 / ETM

GENEL UYARI İŞARETLERİ
GENERAL STENCILS



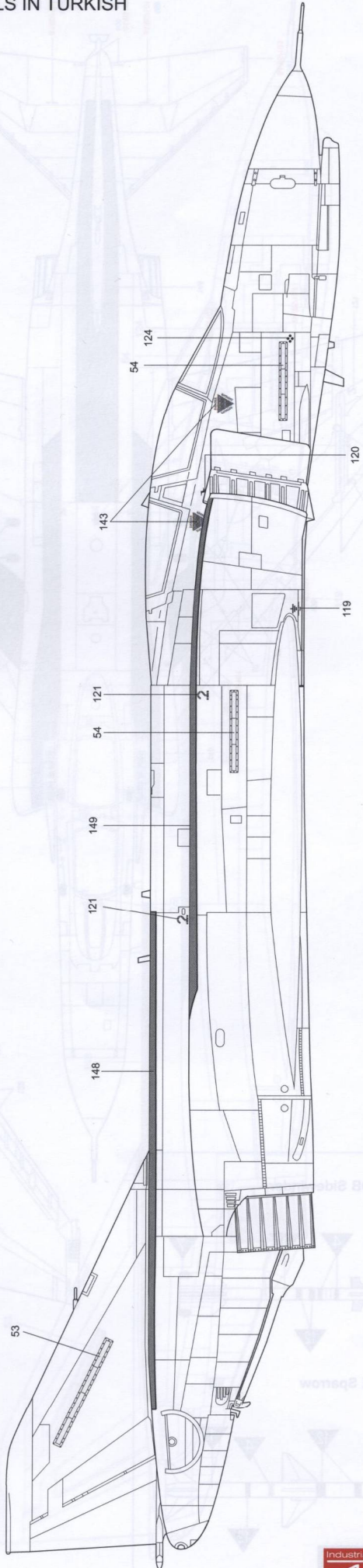
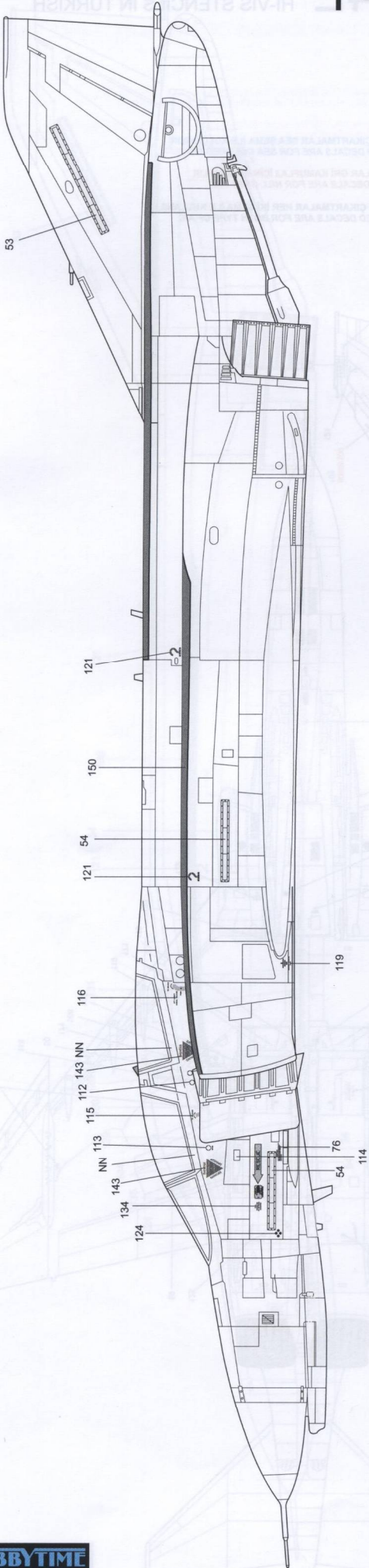
F-4E 2020 / ETM

GENEL UYARI İŞARETLERİ
GENERAL STENCILS



F-4E

TÜRKÇE RENKLİ UYARI İŞARETLERİ
HI-VIS STENCILS IN TURKISH

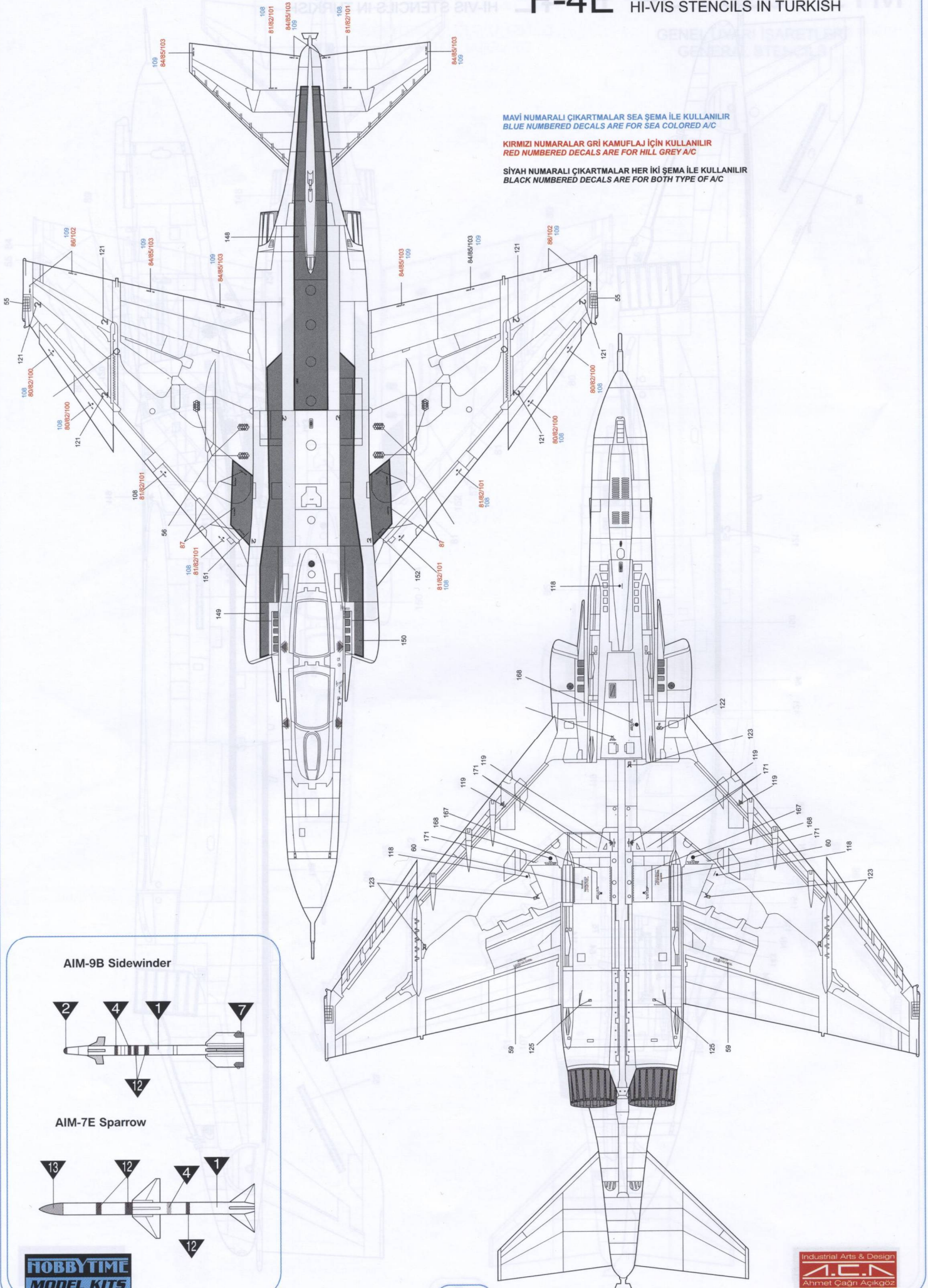


F-4E TÜRKÇE RENKLİ UYARI İŞARETLERİ HI-VIS STENCILS IN TURKISH

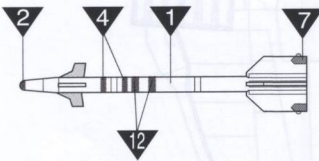
MAVİ NUMARALI ÇIKARTMALAR SEA ŞEMA İLE KULLANILIR
BLUE NUMBERED DECALS ARE FOR SEA COLORED A/C

KIRMIZI NUMARALAR GRİ KAMUFLAJ İÇİN KULLANILIR
RED NUMBERED DECALS ARE FOR HILL GREY A/C

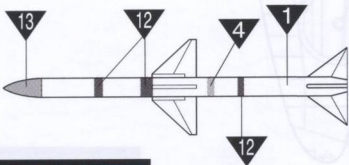
SİYAH NUMARALI ÇIKARTMALAR HER İKİ ŞEMA İLE KULLANILIR
BLACK NUMBERED DECALS ARE FOR BOTH TYPE OF A/C



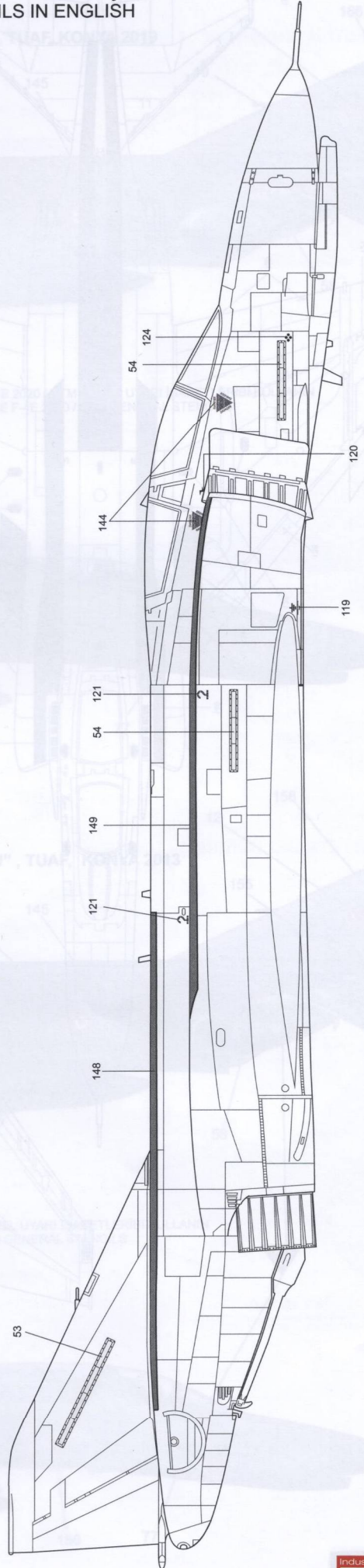
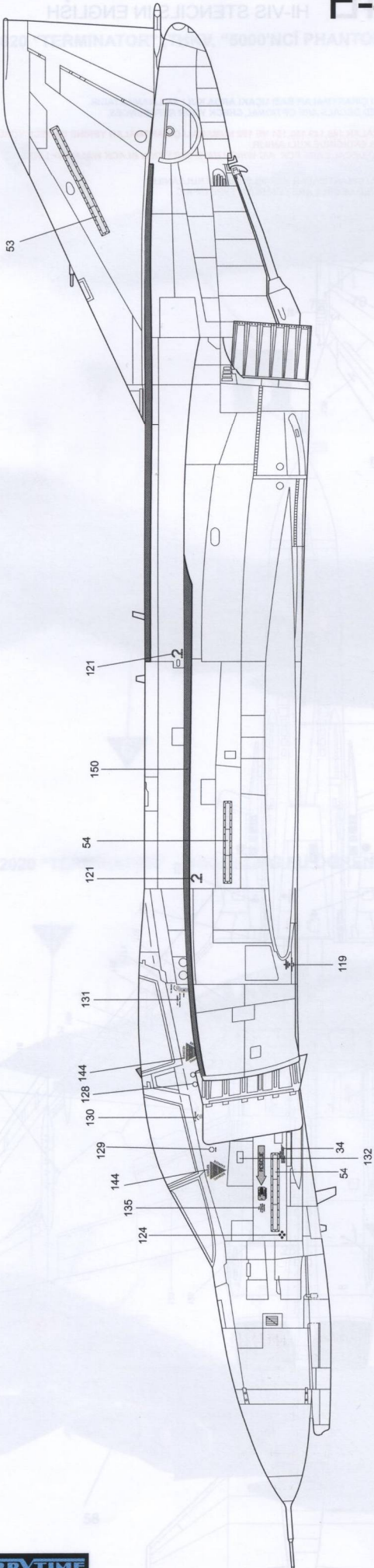
AIM-9B Sidewinder



AIM-7E Sparrow



F-4E İNGİLİZCE RENKLİ UYARI İŞARETLERİ HI-VIS STENCILS IN ENGLISH

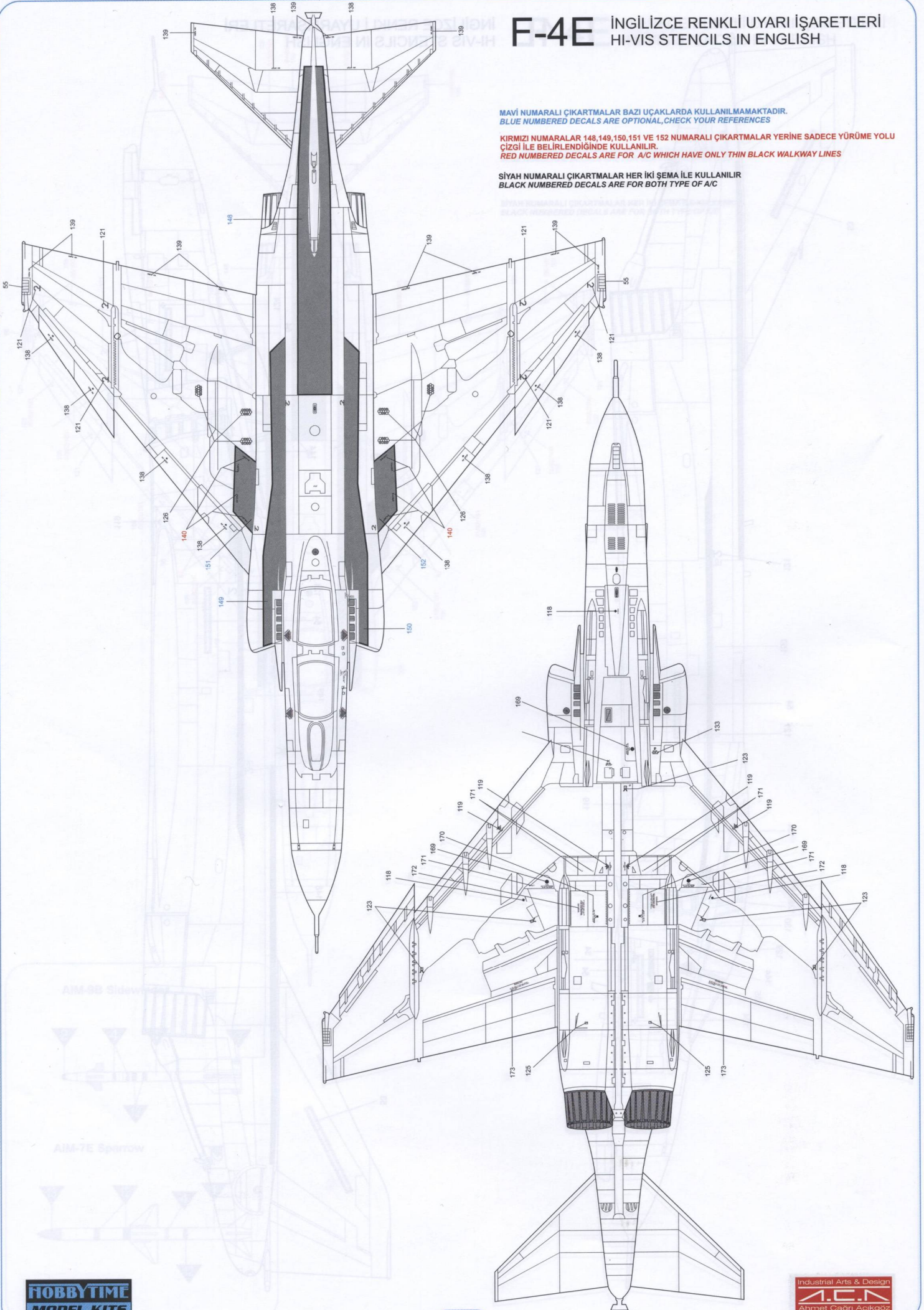


F-4E İNGİLİZCE RENKLİ UYARI İŞARETLERİ HI-VIS STENCILS IN ENGLISH

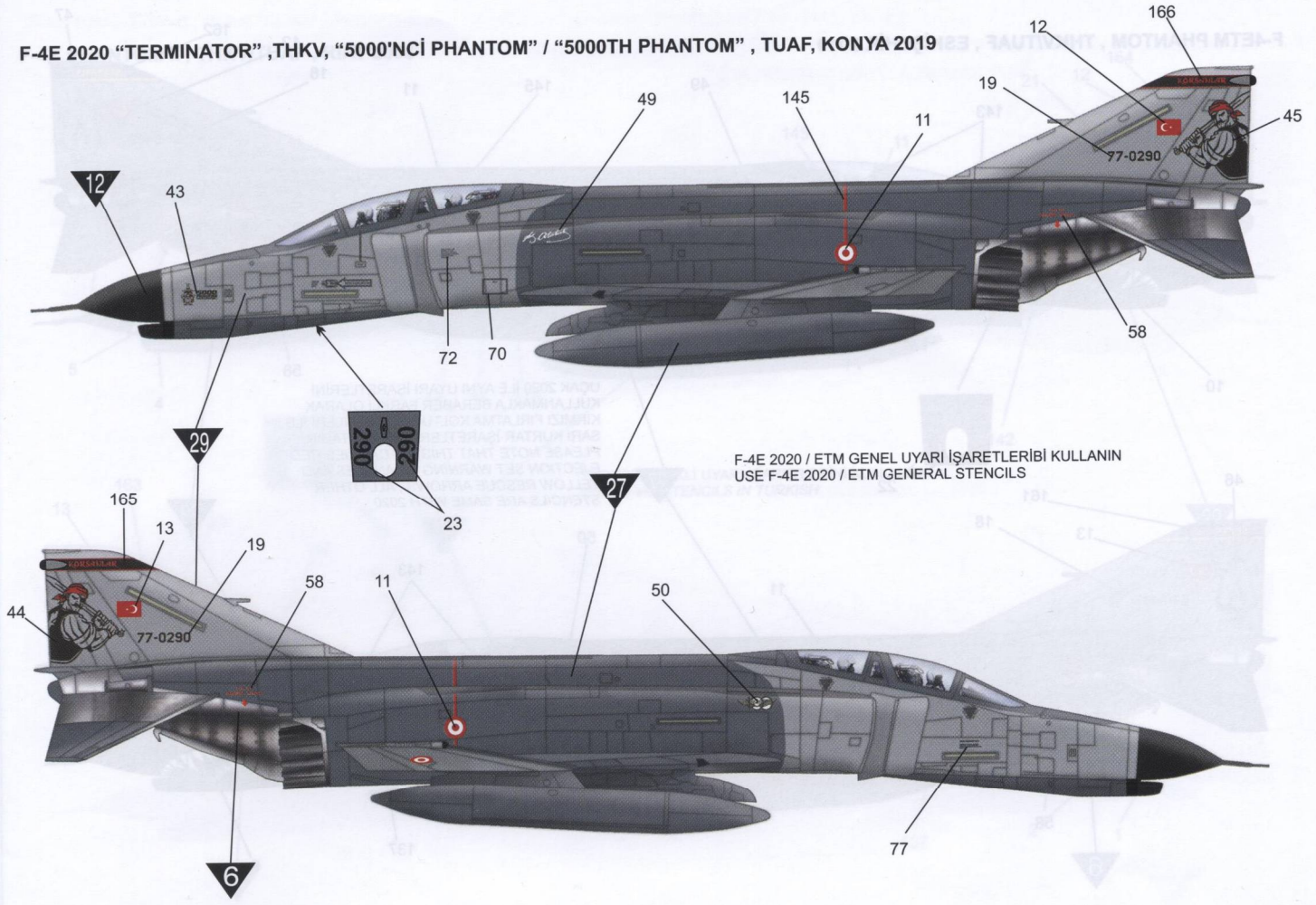
MAVİ NUMARALI ÇIKARTMALAR BAZI UÇAKLARDA KULLANILMAMAKTADIR.
BLUE NUMBERED DECALS ARE OPTIONAL, CHECK YOUR REFERENCES

KIRMIZI NUMARALAR 148,149,150,151 VE 152 NUMARALI ÇIKARTMALAR YERİNE SADECE YÜRÜME YOLU
ÇİZGİ İLE BELİRLENDİĞİNDE KULLANILIR.
RED NUMBERED DECALS ARE FOR A/C WHICH HAVE ONLY THIN BLACK WALKWAY LINES

SİYAH NUMARALI ÇIKARTMALAR HER İKİ ŞEMA İLE KULLANILIR
BLACK NUMBERED DECALS ARE FOR BOTH TYPE OF A/C

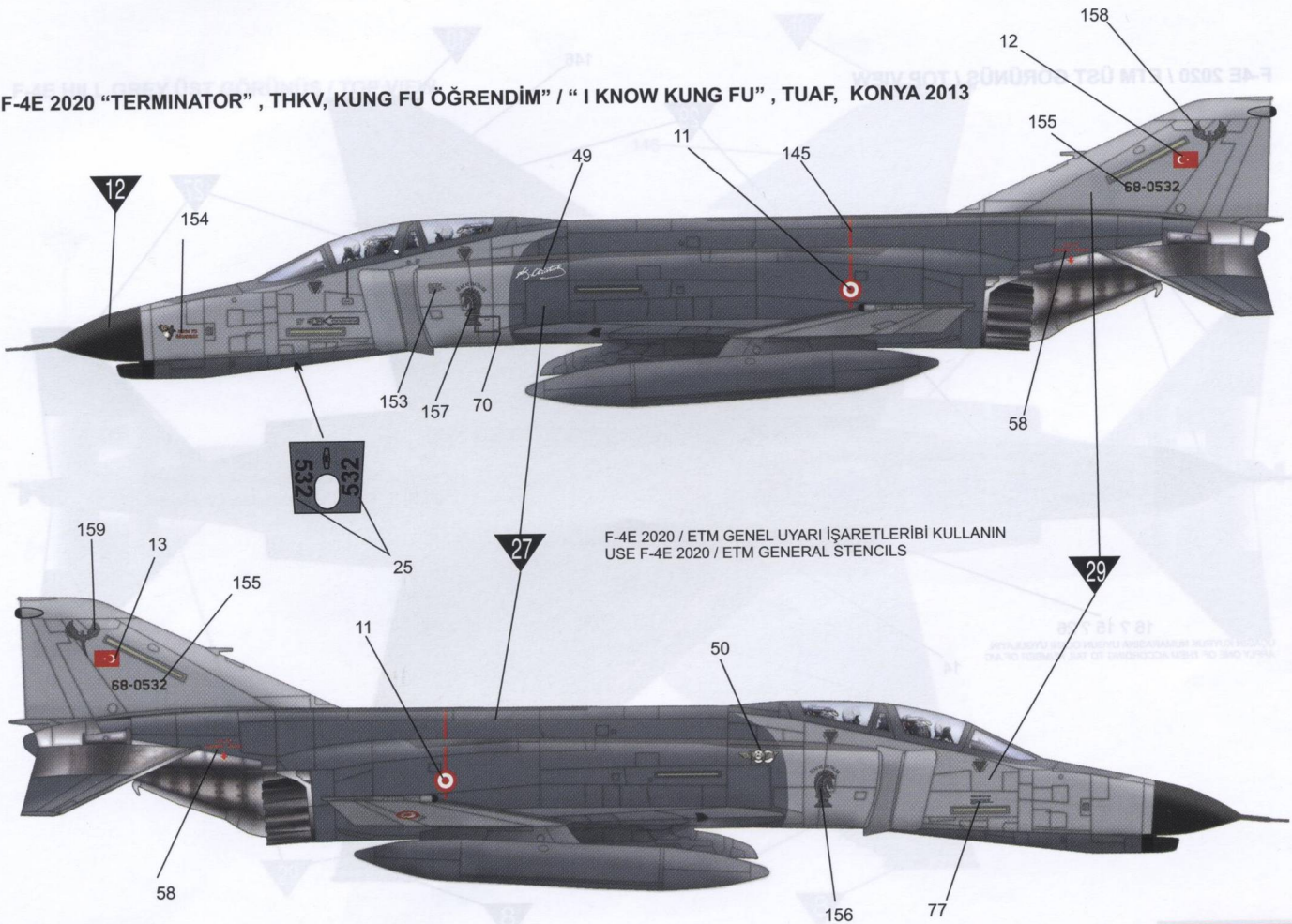


F-4E 2020 "TERMINATOR", THKV, "5000'NCİ PHANTOM" / "5000TH PHANTOM", TUAF, KONYA 2019




F-4E 2020 / ETM GENEL UYARI İŞARETLERİBİ KULLANIN
USE F-4E 2020 / ETM GENERAL STENCILS

F-4E 2020 "TERMINATOR", THKV, KUNG FU ÖĞRENDİM" / "I KNOW KUNG FU", TUAF, KONYA 2013



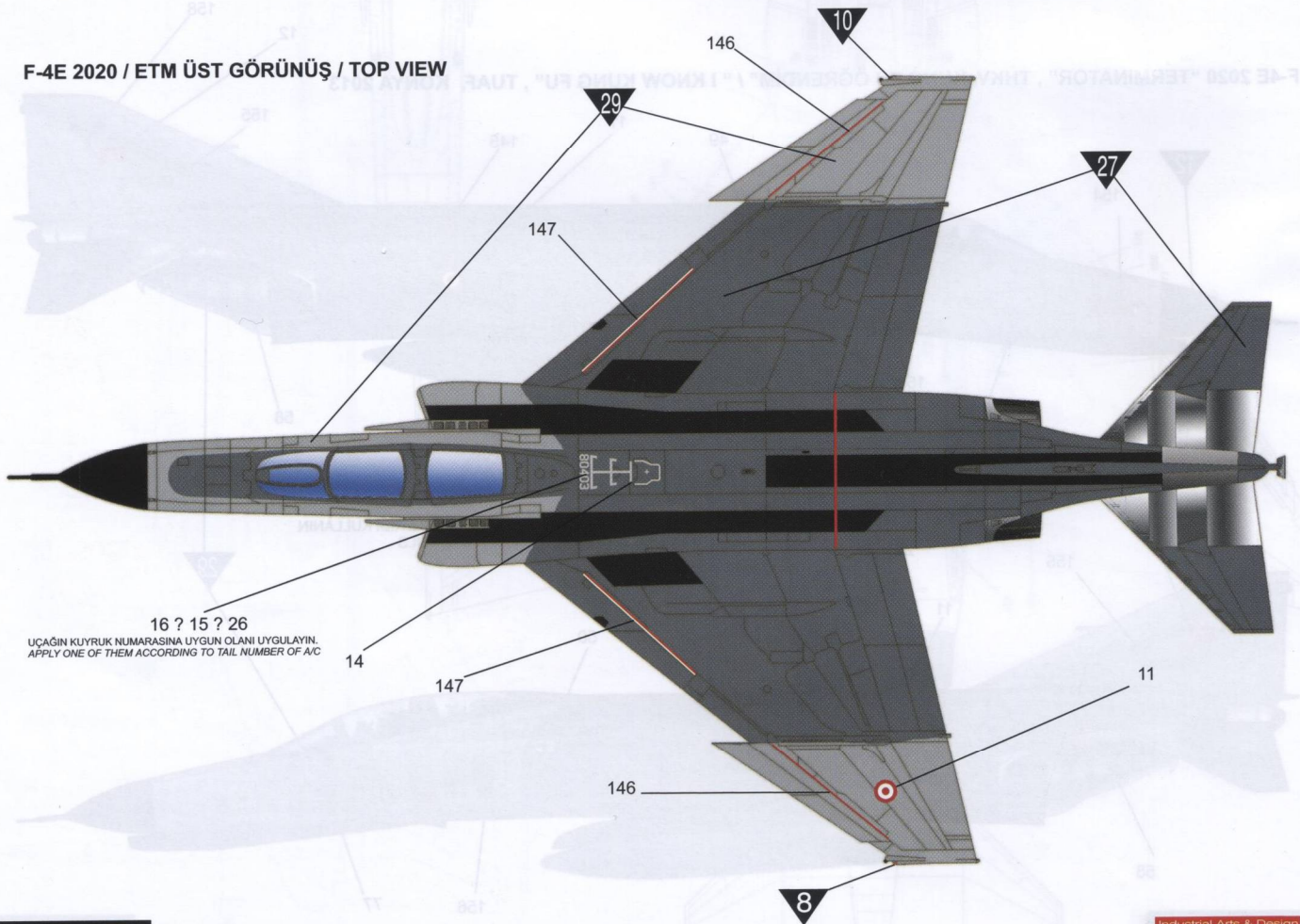
F-4E 2020 / ETM GENEL UYARI İŞARETLERİBİ KULLANIN
USE F-4E 2020 / ETM GENERAL STENCILS

F-4ETM PHANTOM , THKV/TUAF , ESKİŞEHİR 2010



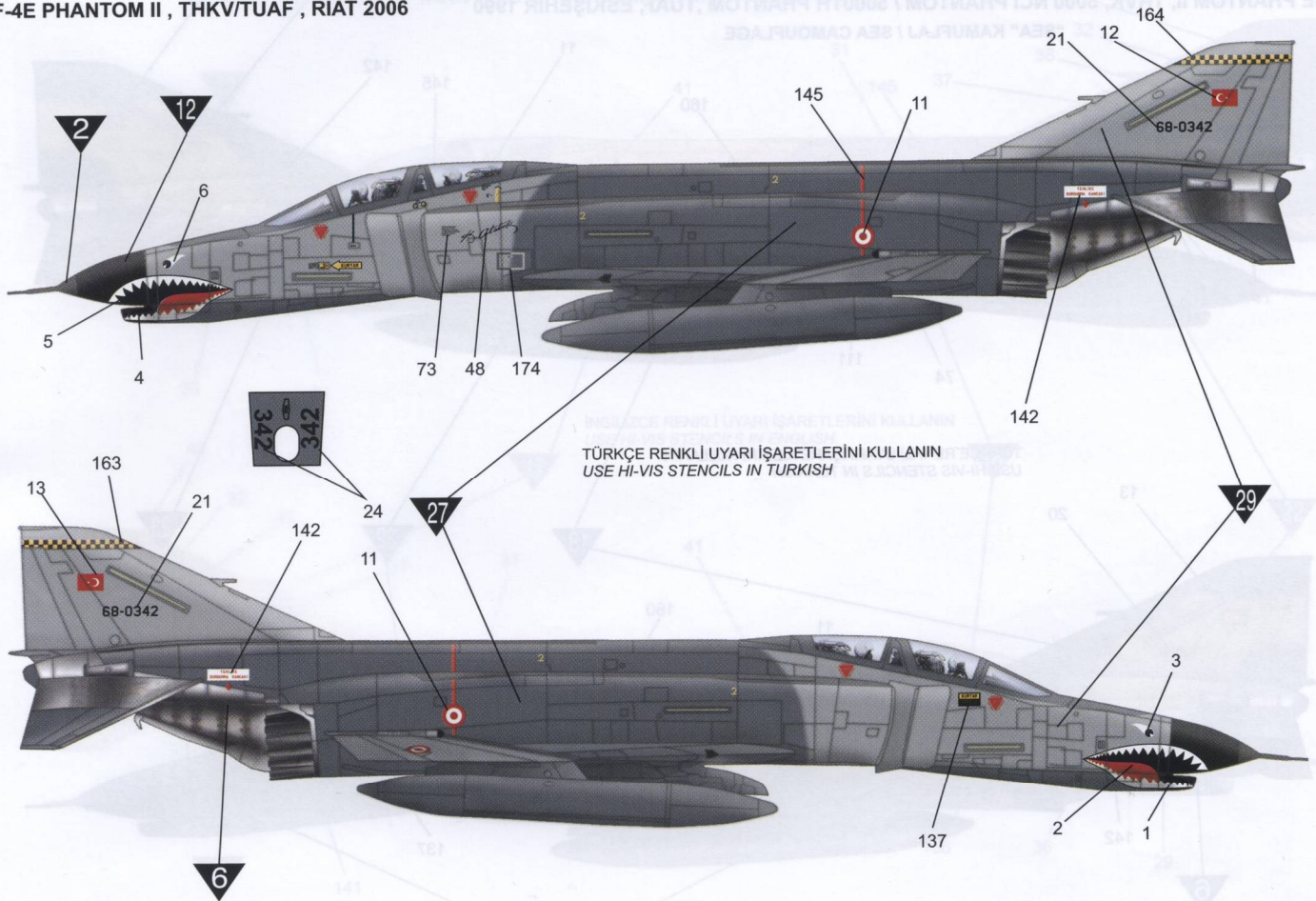
UÇAK 2020 İLE AYNI UYARI İŞARETLERİNİ KULLANMAKLA BERABER FARKLI OLARAK KIRMIZI FIRLATMA KOLTUĞU ÜÇGENLERİ İLE SARI KURTAR İŞARETLERİ TAŞIMAKTADIR. PLEASE NOTE THAT THIS A/C CARRIES RED EJECTION SET WARNING TRIANGLES AND YELLOW RESCUE ARROWS , ALL OTHER STENCILS ARE SAME WITH 2020

F-4E 2020 / ETM ÜST GÖRÜNÜŞ / TOP VIEW

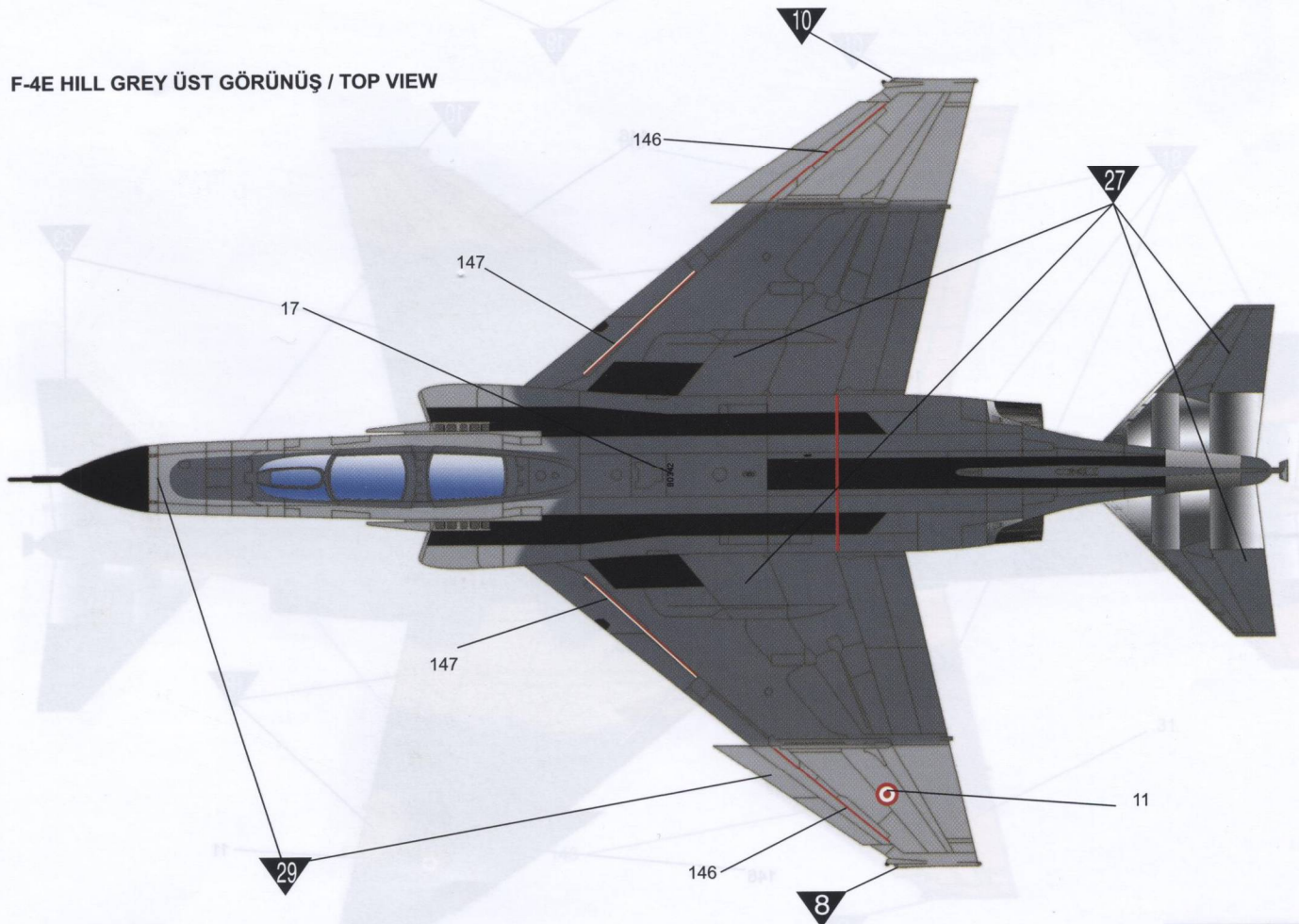


16 ? 15 ? 26
UÇAĞIN KUYRUK NUMARASINA UYGUN OLANI UYGULAYIN.
APPLY ONE OF THEM ACCORDING TO TAIL NUMBER OF A/C


F-4E PHANTOM II , THKV/TUAF , RIAT 2006



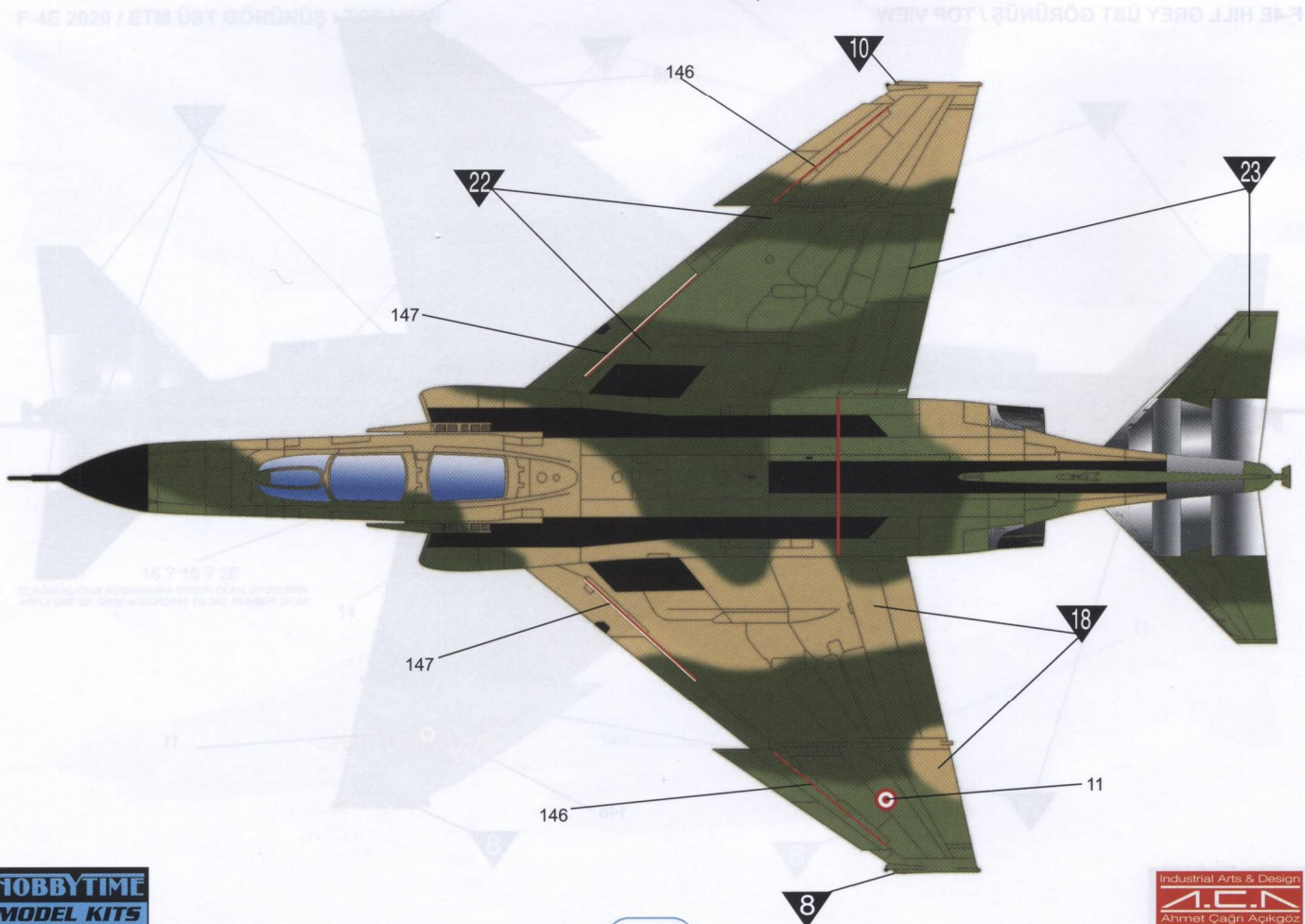
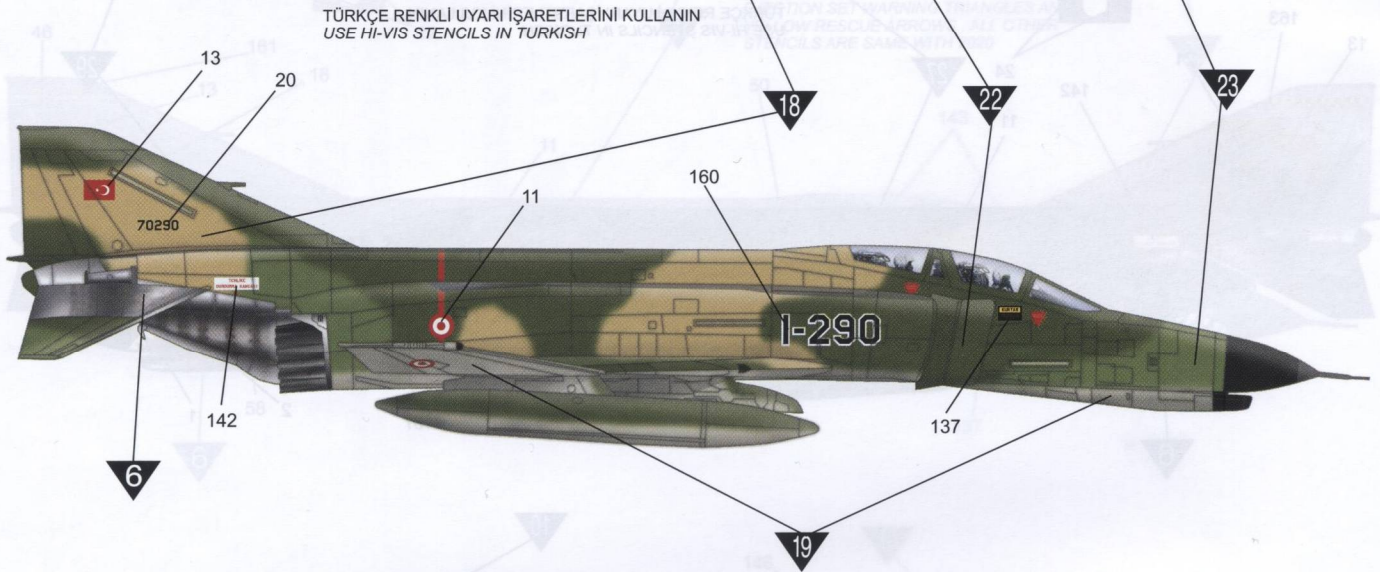
F-4E HILL GREY ÜST GÖRÜNÜŞ / TOP VIEW




F-4E PHANTOM II, THVK, 5000'NCİ PHANTOM / 5000TH PHANTOM ,TUAF, ESKİŞEHİR 1990
 "SEA" KAMUFLAJ / SEA CAMOUFLAGE



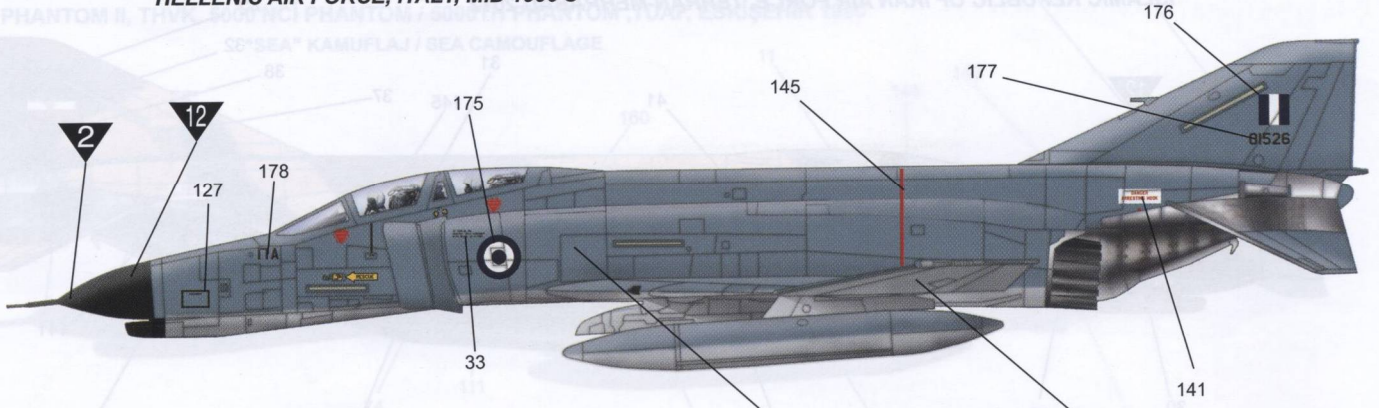
TÜRKÇE RENKLİ UYARI İŞARETLERİNİ KULLANIN
 USE HI-VIS STENCILS IN TURKISH




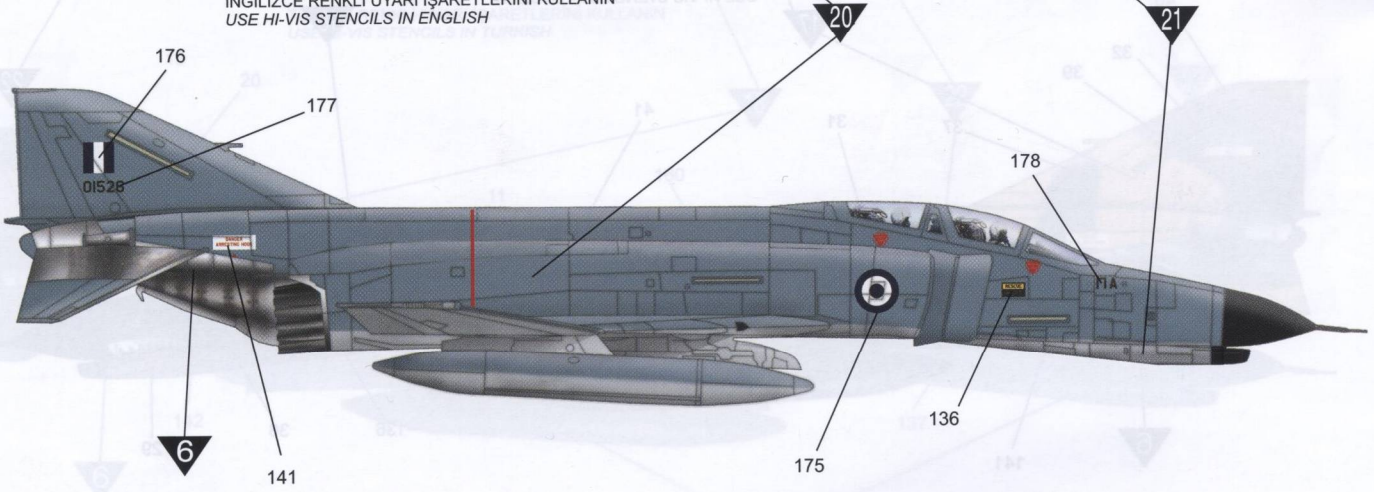


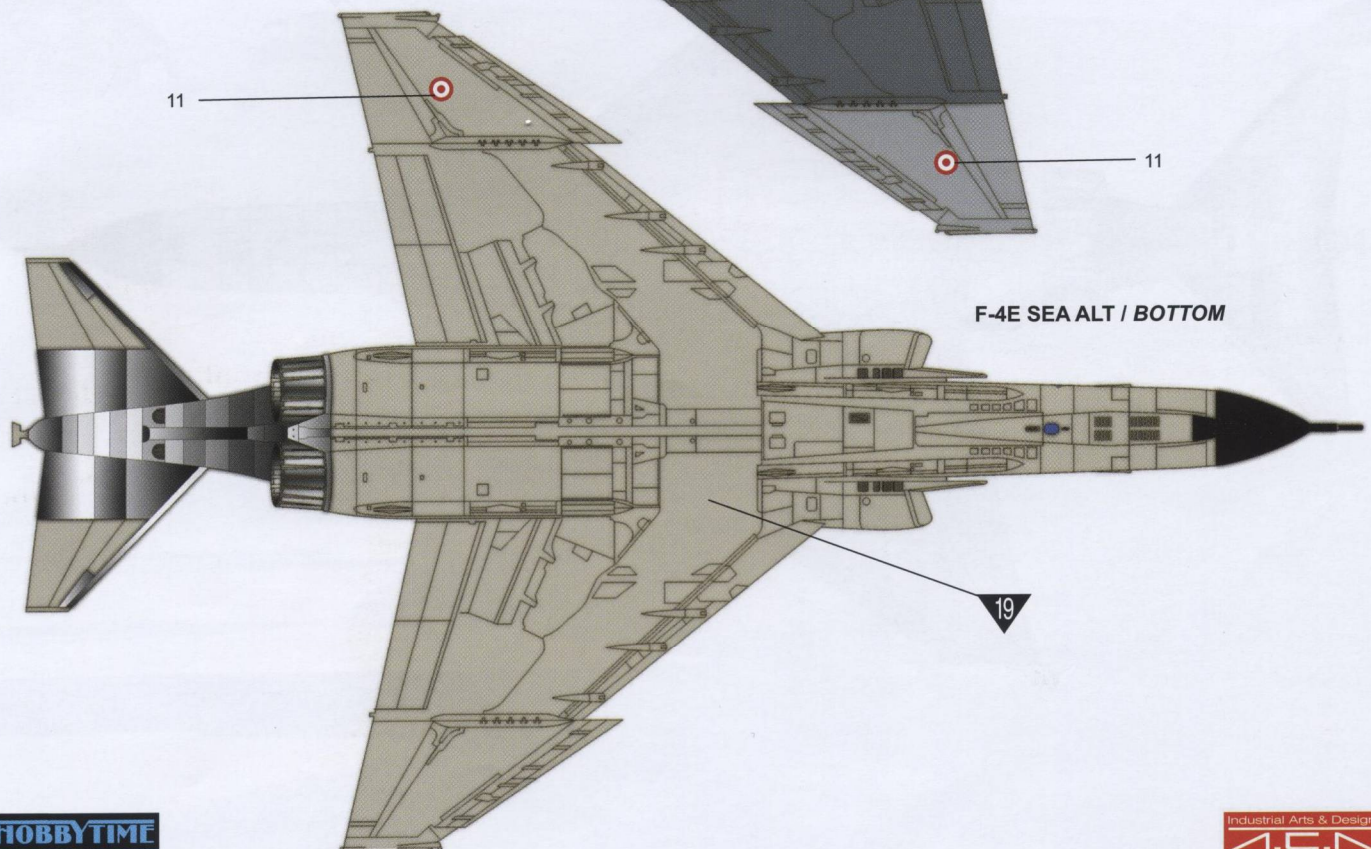
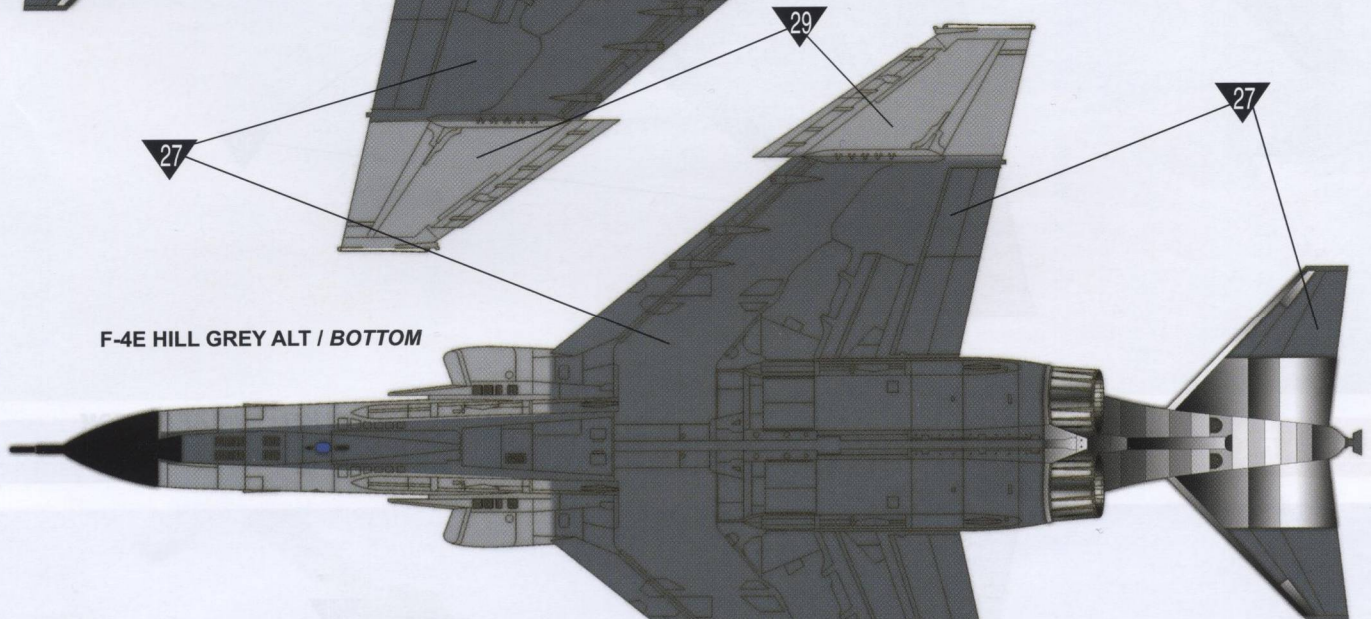

İNGİLİZCE RENKLI UYARI İŞARETLERİNİ KULLANIN
 USE HI-VIS STENCILS IN ENGLISH

F-4E PHANTOM II , YUNANİSTAN HAVA KUVVETLERİ, İTALYA 1990' LARIN ORTASI /
HELLENIC AIR FORCE, ITALY, MID 1990'S



İNGİLİZCE RENKLİ UYARI İŞARETLERİNİ KULLANIN
USE HI-VIS STENCILS IN ENGLISH





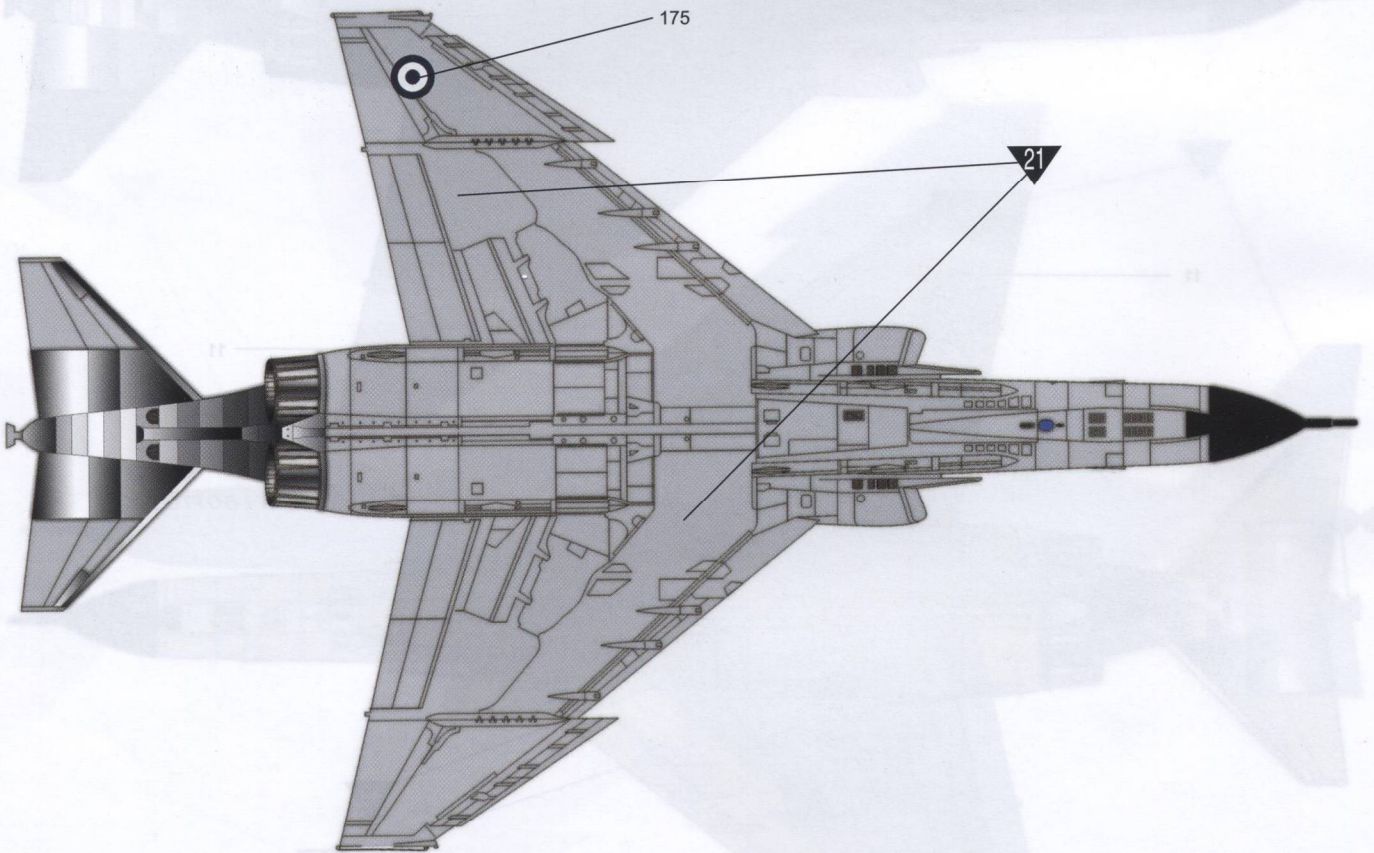
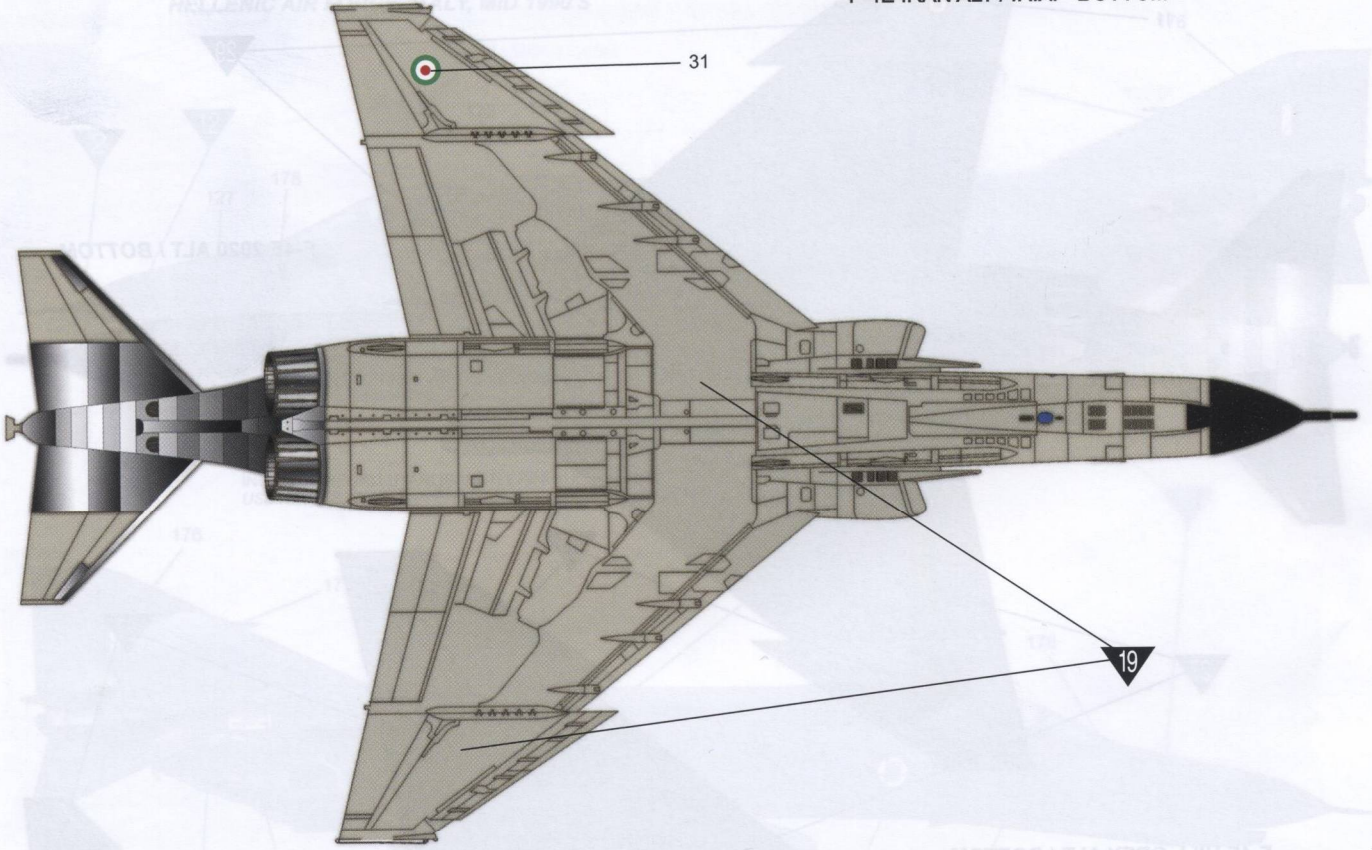




FOTO: A.ÇAĞRI AÇIKGÖZ 2019

HOBBYTIME
MODEL KITS

F-4E 2020 TERMINATOR

Industrial Arts & Design
A.C.N
Ahmet Çağrı Açıköz



FOTO: A.ÇAĞRI AÇIKGÖZ 2019



FOTO: A.ÇAĞRI AÇIKGÖZ 2019

HOBBYTIME
MODEL KITS

F-4E 2020 TERMINATOR

Industrial Arts & Design
A.C.N
Ahmet Çağrı Açıköz



FOTO: A.ÇAĞRI AÇIKGÖZ 2019



FOTO: A.ÇAĞRI AÇIKGÖZ 2019

HOBBYTIME
MODEL KITS

F-4E 2020 TERMINATOR

Industrial Arts & Design
A.C.N.
Ahmet Çağrı Açıkgoz



FOTO: A.ÇAĞRI AÇIKGÖZ 2019

