



NASA

F-18



SIX MARKING OPTIONS
FOR F-18A/B HORNETS IN NASA SERVICE


1/48 SCALE

DECALS PRINTED BY



OPTION 1: F-18A "843", NASA


"NASA" IS APPLIED OVER THE STRIP LIGHT (S6)



THIS IS THE STANDARD NASA HORNET SCHEME. APPLY THE CHEATLINE DECALS FOR THE NOSE (DECALS 12 & 13), AND CUT STRIPS FROM THE CONSTANT-WIDTH BLOCKS FOR THE INTAKE SPLITTER AND REAR FUSELAGE. THE REFERENCE SITE HAS PHOTOS THAT WOULD BE HELPFUL.

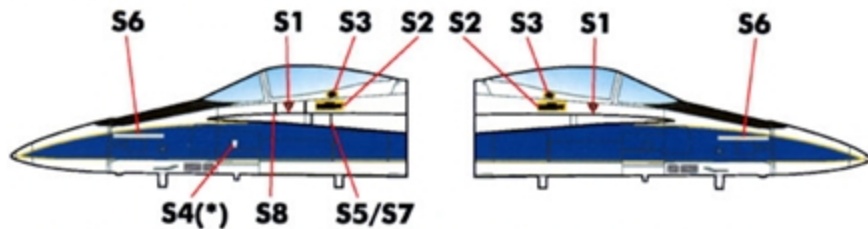
ALL NASA AIRCRAFT HAVE A CIVILIAN REGISTRATION (SUCH AS N843NA) NOW, BUT SOME OF THEM DID NOT HAVE THESE IN THE PAST. APPLY THE CIVILIAN REGISTRATION IF APPLICABLE TO YOUR OPTION OF YOUR CHOICE, AND THE FORMER NAVY BUREAU NUMBER IN THE LOCATIONS SHOWN IN THE INSET.

OPTION 2: F-18B "845", NASA



NOTE THAT THIS AIRCRAFT DOES NOT HAVE THE FORMATION STRIP LIGHTS (S6). THERE IS NO CIVILIAN REGISTRATION EITHER. THE EPAD PROGRAM BADGE ON THE TAIL IS OPTIONAL. THERE ARE NO MARKINGS ON THE INSIDES OF THE FINS.

FRONT FUSELAGE STENCILLING



(*): S4 APPLIED TO SOME AIRCRAFT ONLY. CHECK THE DRAWING FOR THE OPTION OF YOUR CHOICE.

S3 NOT SEEN ON TWIN-SEAT AIRCRAFT.

WE PROVIDE TWO TYPES OF LADDER PLACEMENT MARKINGS: S5 (LATE) AND S7 (EARLY)


OPTION 3: F-18B "846", NASA



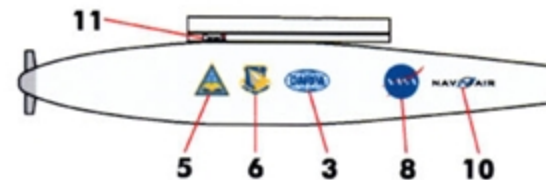
NOTE THE SLANT OF THE ARMSTRONG FLIGHT CENTER MARKING. APPLY THE CORRECT VERSION ON EACH SIDE.

THE TRAVEL PODS ARE STANDARD MXU-648 PODS. THESE ARE AVAILABLE IN RESIN IN BOTH 1/48 AND 1/72 SCALES, YOU CAN ALSO CONVERT BLU-27 NAPALM CANISTERS THAT COULD BE FOUND IN SOME KITS (SEE REFERENCE PAGE).

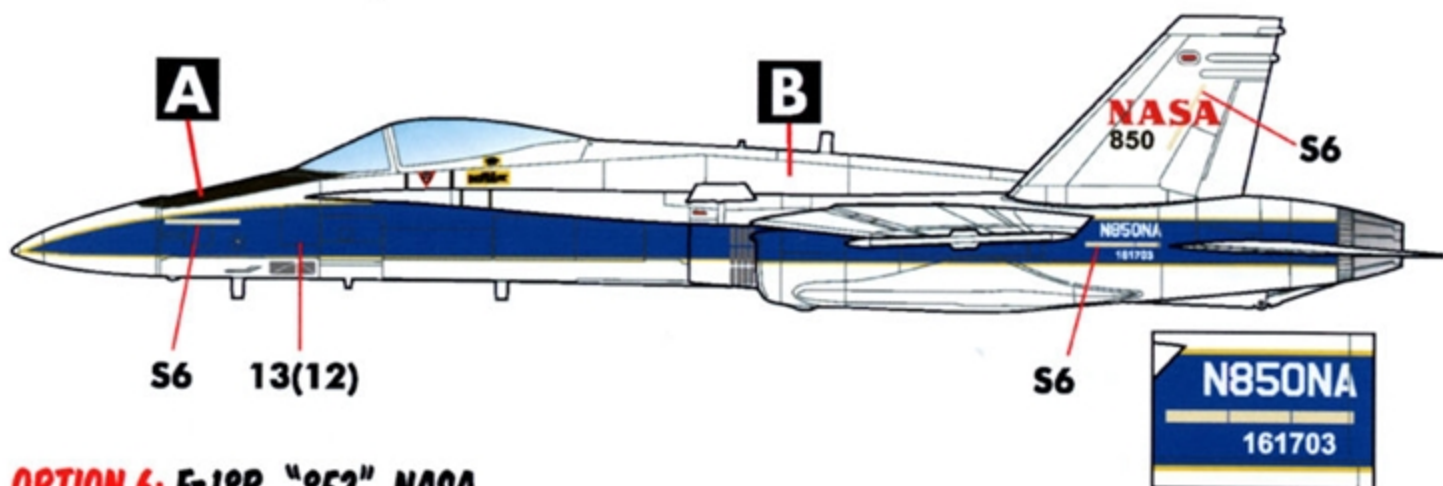
OPTION 4: F-18A "847", NASA - AAR (AUTOMATED AERIAL REFUELING) PROGRAM




THIS JET WAS USED IN THE AUTOMATED AERIAL REFUELING RESEARCH PROGRAM. THE BUDDY REFUELING POD SEEMS TO BE THE COBHAM 3I-30I TYPE THAT IS ALSO USED ON MANY OTHER AIRCRAFT INCLUDING F/A-18E/F. THIS POD IS AVAILABLE IN RESIN IN BOTH 1/48 AND 1/72 SCALE FROM SEVERAL VENDORS. THE FUSELAGE PYLON AND ADAPTER MAY HAVE TO BE SCRATCH-BUILT. NOTE THE "CANADA" ZAP ON THE ADAPTER.



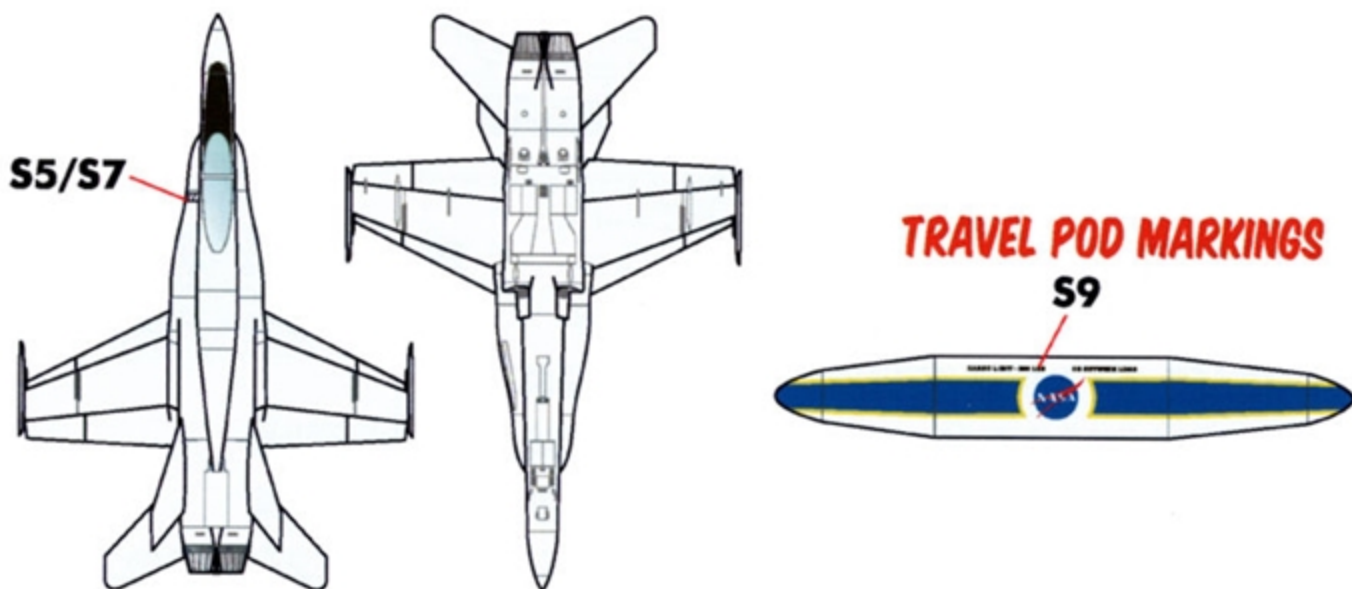
OPTION 5: F-18A "850", NASA



OPTION 6: F-18B "852", NASA



**NOTE THE SLANT OF THE DRYDEN FLIGHT CENTER MARKING.
APPLY THE CORRECT VERSION ON EACH SIDE.**



**FOR PHOTOS AND MORE INFORMATION,
VISIT THE REFERENCE PAGE AT:**

[HTTP://WWW.CARACALMODELS.COM/REFERENCES/NASA_F18](http://www.caracalmodels.com/references/nasa_f18)

- A** FLAT BLACK (FS37038)
- B** GLOSS WHITE (FS17875)
- C** RED (FS11350)
- D** TRUE BLUE (FS15102)