

AV^USK

Kit #AV-1008

Heinkel HE-59B/D

Introduction:

Our main purposes with this instruction sheet are:

1) Help you construct a successful model. Obviously this is our first concern, and we feel the combination of exploded views and numbered parts sprue should be more than adequate for the experienced modelers likely to purchase this kit.

2) To provide illustrations so that you can correctly mark your aircraft using the decals provided.

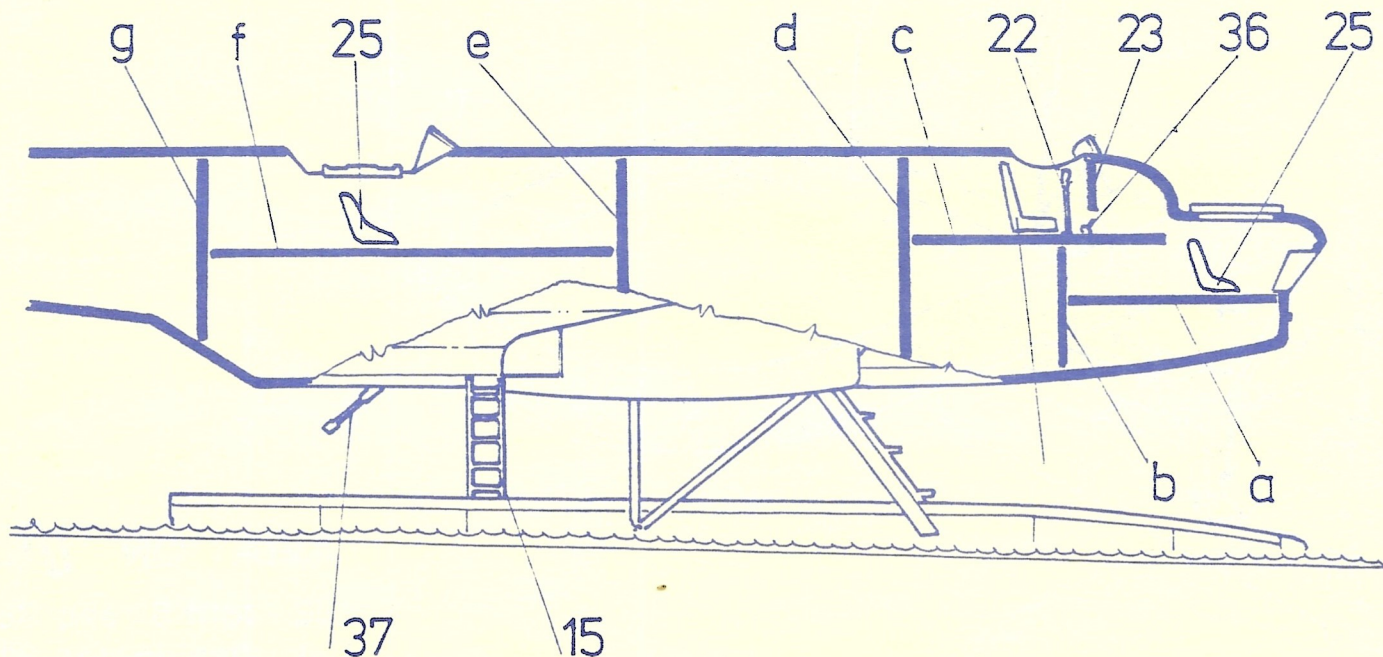
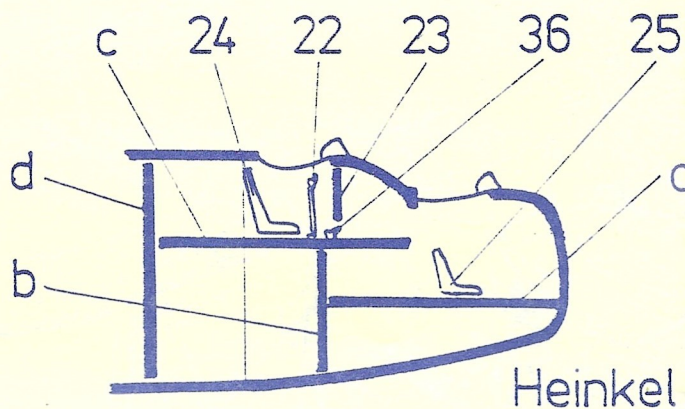
3) To list as many additional references as possible so that those of you who wish to may select alternate markings and/or so that you can super detail the kit to your heart's content. NOTE: Just like with the "MARY" kit, and others, we've found there are plenty of bogus drawings - use photos wherever possible.

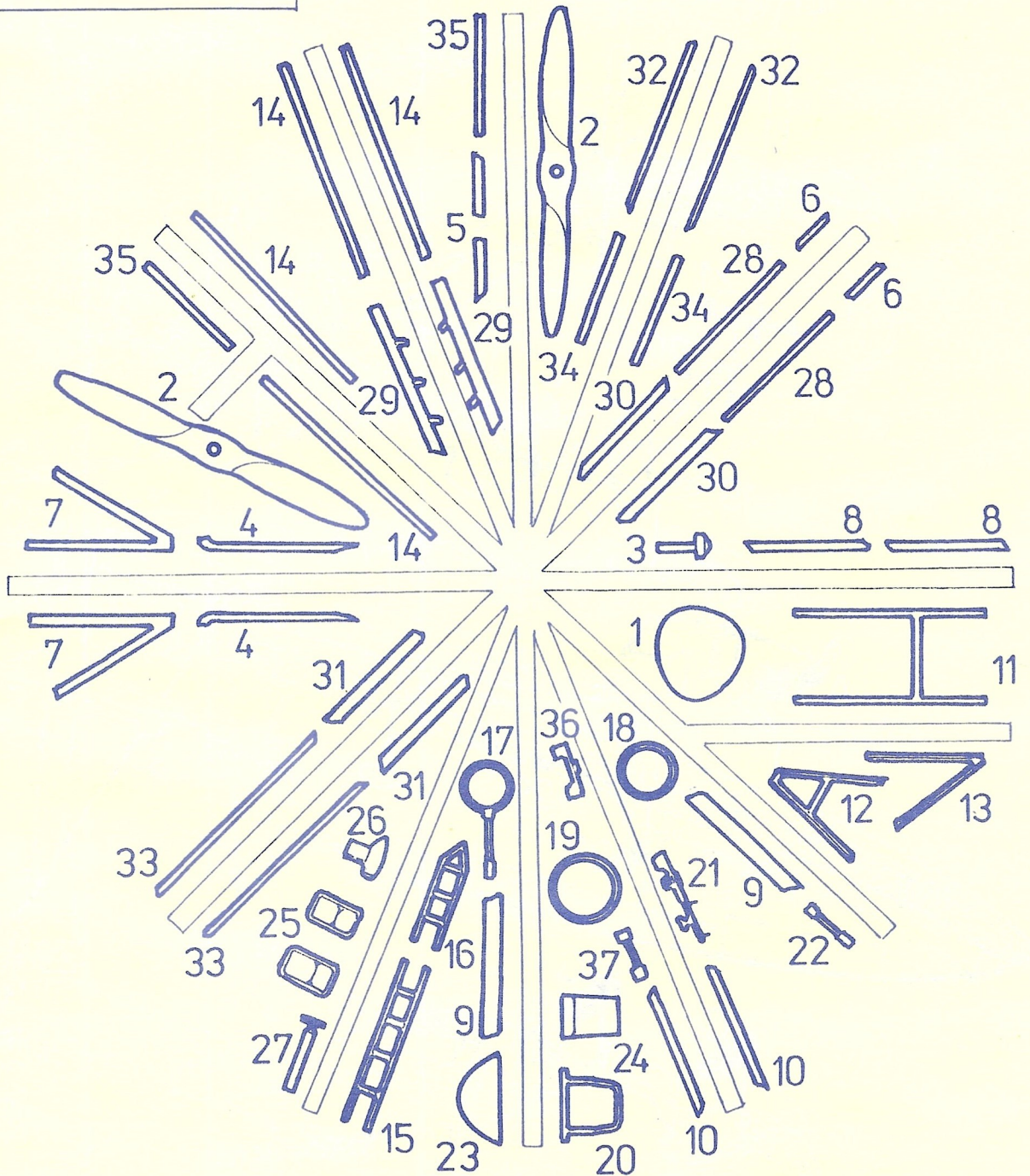
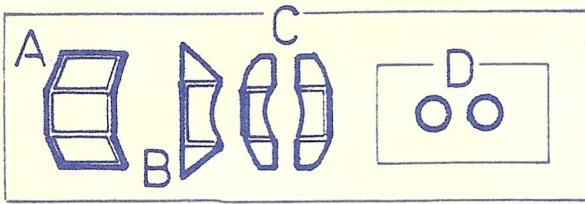
At the end of the profiles information you will find four addresses that will help you immensely in the pursuit of your hobby.

He 59B-2 Specifications

Type: Four-Seat Torpedo-Bomber and Reconnaissance Float Seaplane. **Power Plants:** Two BMW VI 6,0 ZU 12-cylinder liquid-cooled engines each rated at 660 h.p. for take-off and 630 h.p. at 6,560 ft. **Armament:** (Defensive) One 7.9-mm MG 15 Machine Gun with 975 r.p.g. in open nose and dorsal positions, and one 7.9-mm MG 15 with 675 rounds in ventral position. (Offensive) Two 1,102-lb., four 551-lb., or 20 110-lb. bombs, or one 1,543-lb. or 2,205-lb. torpedo. **Performance:** Maximum speed, 137 m.p.h. at sea level, 130 m.p.h. at 3,280 ft., 121 m.p.h. at 6,560 ft.; cruising speed, 115 m.p.h. at sea level, 111 m.p.h. at 3,280 ft.; range, 585 mls., (with two 110 Imp. Gal. auxiliary tanks), 950 mls.; time to 2,380 ft. 4.7 min., to 6,560 ft., 11.2 min., to 13,120 ft., 26 min.; service ceiling, 11,480 ft. **Weights:** Empty, 11,023 lb.; normal loaded, 20,062 lb. **Dimensions:** Span, 77 ft. 9 in.; length, 57 ft. 1 in.; height, 23 ft. 3½ in.; wing area, 1,649 sq. ft.

The Warplanes of the Third Reich by William Green






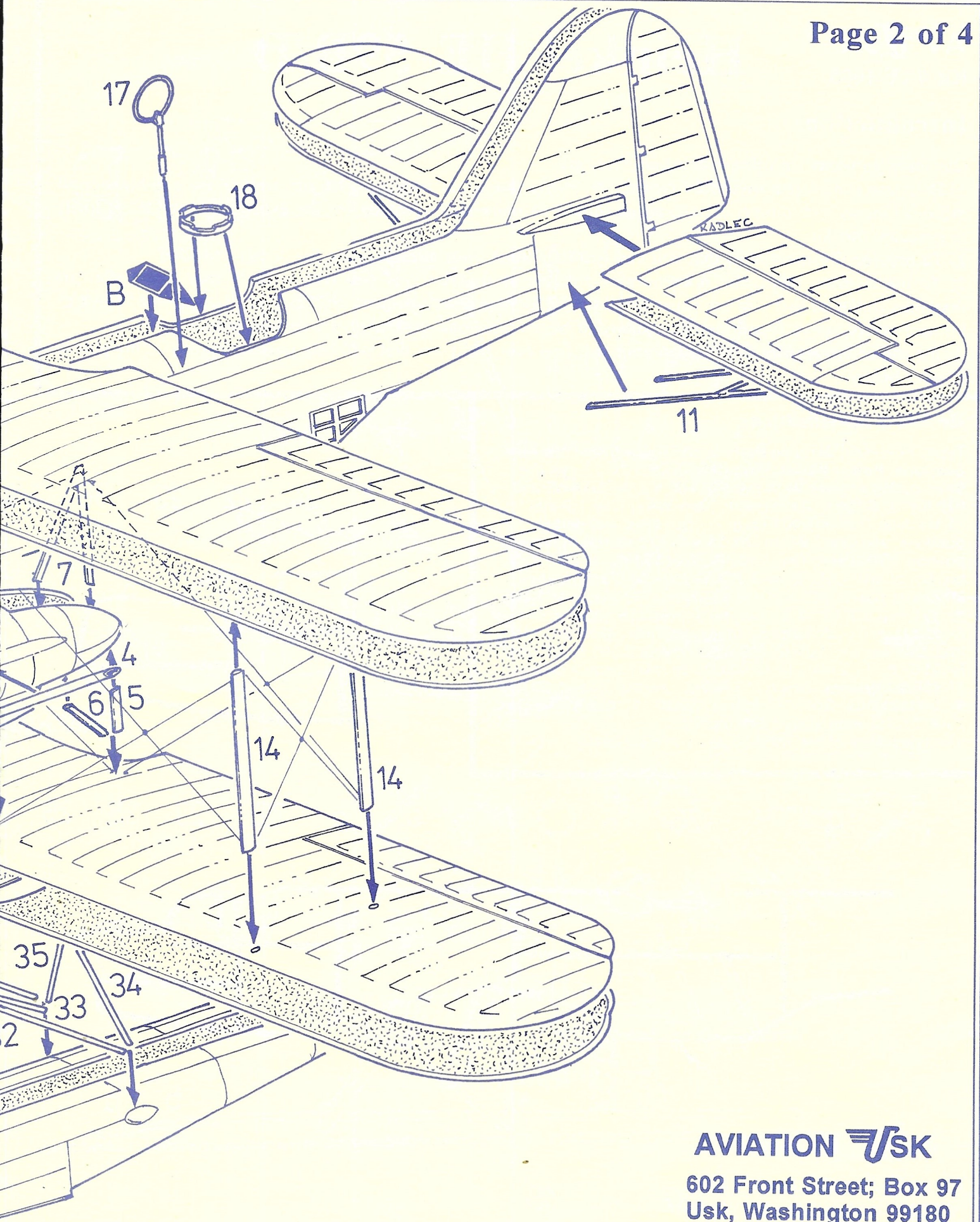
HE 59 D

AVIATION 
602 Front Street; Box 97
Usk, Washington 99180

Heinkel HE-59B

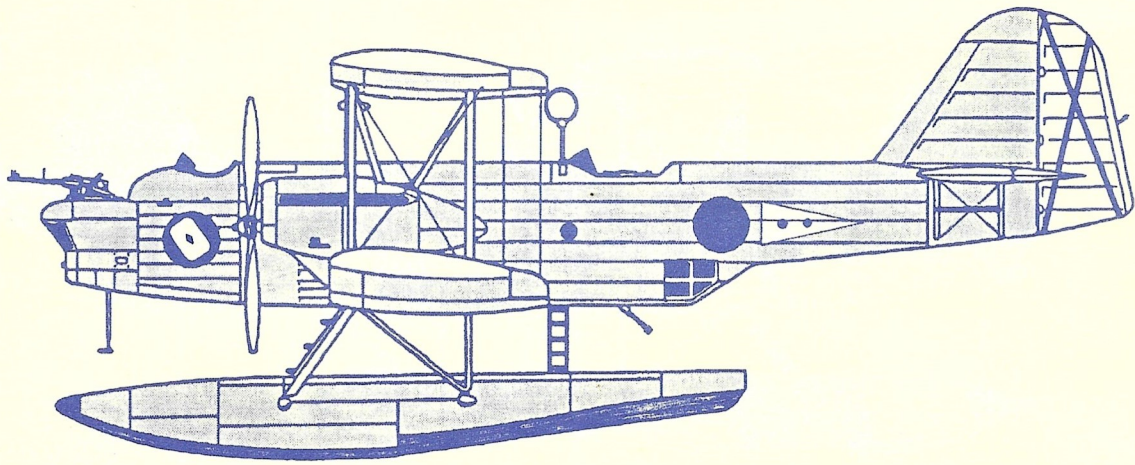


Heinkel
HE 59 D



AVIATION  USK

602 Front Street; Box 97
Usk, Washington 99180




Profile #1: Just over one dozen HE-59Bs operated in Spain, primarily as coastal patrol bombers where, in spite of their sedate performance, they served quite effectively. They were modified to carry a wide variety of small bombs, mines, smoke bombs, or a torpedo. Normally they carried 3 flexibly mounted MG-15 machine guns, but while in Spain some were modified to carry a Rheinmetall 20mm cannon at the bow position which proved very effective. A fine photo of this installation appears on page 84 of *The Legion Condor* by Karl Reis.

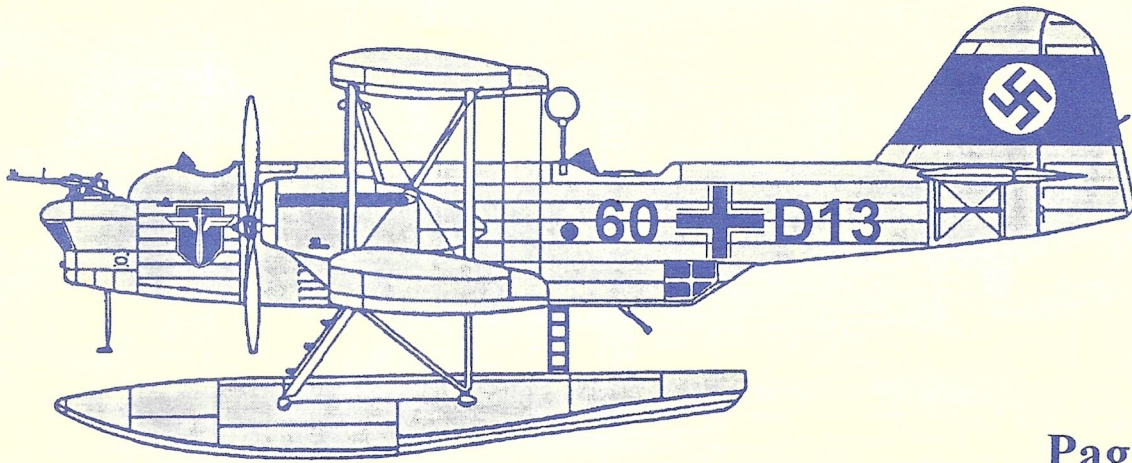
A photo of the aircraft featured here as profile #1 is found on page 29 of *Luftwaffe Camouflage 1935-1940*. It is a dandy, taken from $\frac{3}{4}$ rear and slightly above, with 2 more aircraft in the immediate background. The three aircraft wear virtually identical schemes: They are overall light colored, almost certainly RLM Grey 02, with the only noticeable difference being the absence of the middle white "X" from the upper wing of one A/C. All 3 carry the pennant on the fuselage but it cannot be determined if all 3 have both dots in them, or if all 3

carry the same or different playing cards on the nose. We were unable to obtain photographic proof, but sources indicate underwing markings were identical to top.

It was originally intended that the black and white border on the decal sheet could be used to provide the material for the various stripes, but as there is clearly not enough white to complete the model perhaps the best alternative would be to purchase another kit and use some of it's sheet...



Profile #1



Page 3 of 4

Profile #2: Page 275 of the classic *Warplanes of the Third Reich* by Wm Green, contains excellent photos of early markings for two HE-59B2s of 3 KÜ.FL. GR. 106 (Küstenflieger Group = Coastal Patrol Group), one with and one without the squadron badge. Please note only four members of five unit code appear on upper wing (leave out the "D"). On the lower wing, "D13" port, "60" starboard, inboard of national mks. Page 23 of *Luftwaffe Painting Guide* by Smith, Pentland and Lutz contains a nice photo of a line-up of HE-59s, clearly showing at least 2 versions of

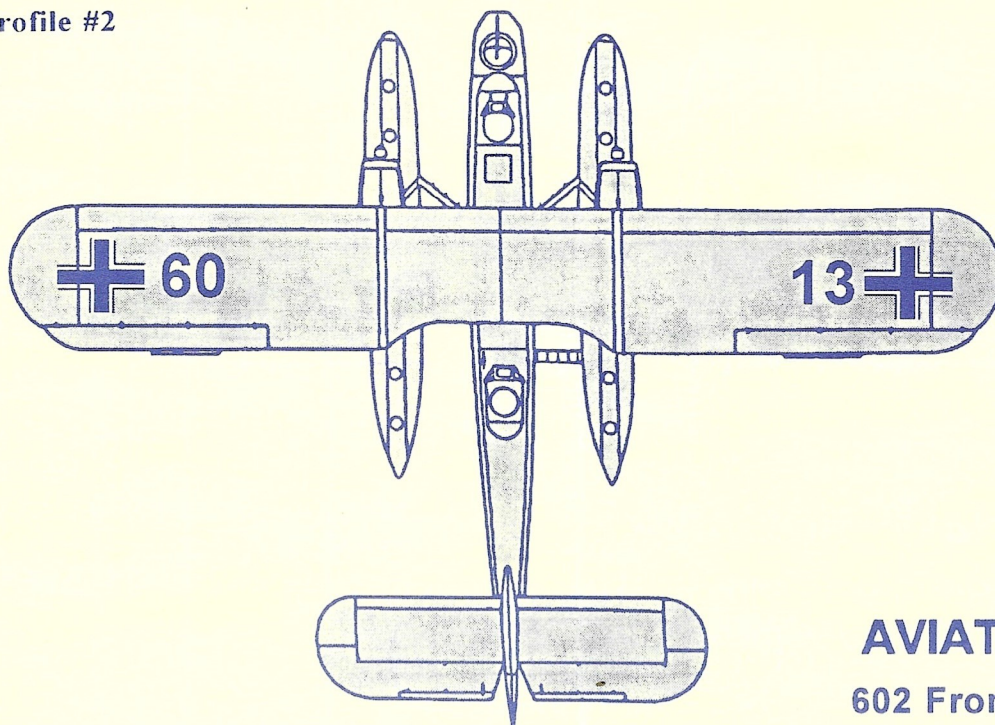
this unit's squadron badge (black, provided on decal sheet and "?") with the comment that these aircraft were wearing 61/62/63/65 camouflage at the time (!?).

Photographic evidence of early HE-59s wearing civil registrations are also fairly common. Space limitations prevent our depicting this markings variation and the huge codes negated their inclusion on the decal sheet. "D-ANES" is pictured on page 75 of Karl Reis' *Camouflage and Markings, Vol III* while the same author's *Dora Kurfurst und Rote Vol. II*, p. 141 has

a less promising photo of "D-AGOS". Codes were no doubt to standards, thus making them the same size as "D-ARYX", provided with this kit, would most likely be correct for most aircraft.

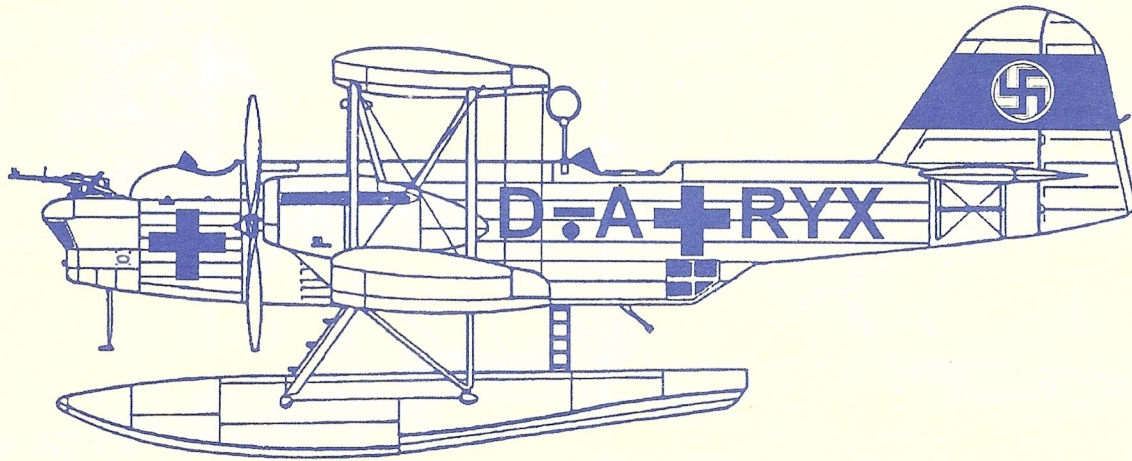
And finally a few words regarding the positioning of the tail markings: The plain black swastika in the white circle appears on most (I haven't seen them all!) A/C wearing pre war military or civil markings with it's main axis at 90° to the fuselage of the A/C (in other words - point **down!**). But the fancier swastika with the black border, used

Profile #2



AVIATION 

602 Front Street; Box 97
Usk, Washington 99180



on white B of B A/C, has it's axis parallel to the fuselage. Both always seem to be used in conjunction with the red tail stripe.

Profile #3: Certainly the most famous, and colorful, of all schemes for the HE-59 is this overall white, air-sea rescue scheme used during the Battle of Britain. Photos and drawings abound for our "D-ARYX": P. 276 *Warplanes of the Third Reich*, p. 39 *Luftwaffe Camouflage and Markings* (Model Art #356), *Camouflage and Markings* by Karl Reis, Vol. III, p. 76, etc etc.

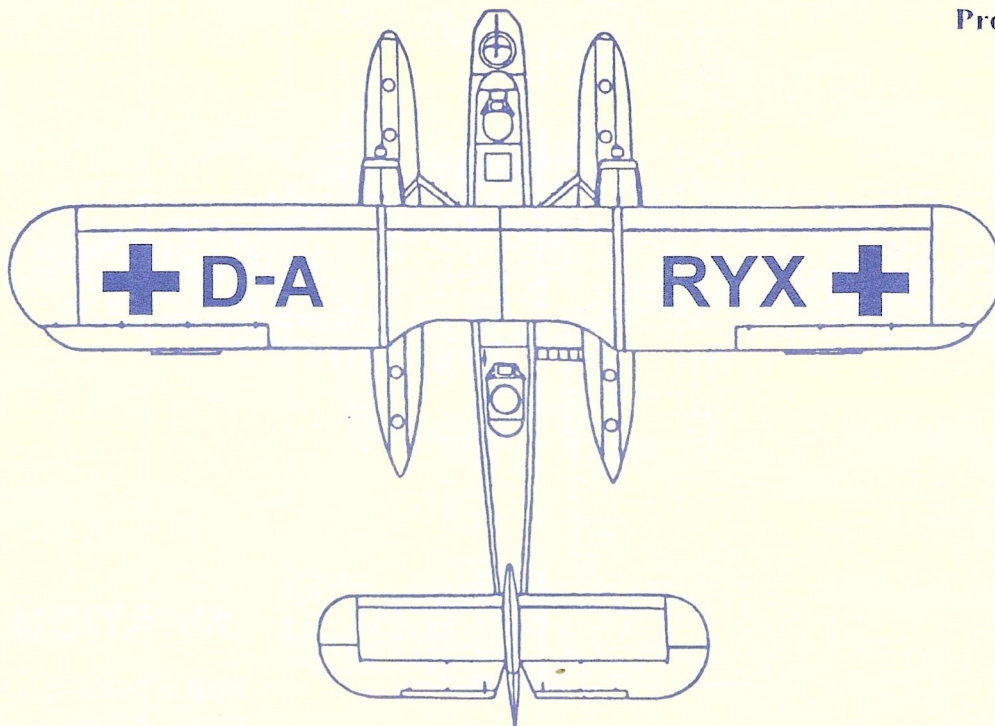
Identical schemes, also using the unique swastika on the tail, appear for "D-ASUO" in Aircam #26, "D-AFFA" in Aircam #S-11 and "D-AHIK" on p.265 of Karl Reis' *Luftwaffe Emblems*.

Profile #4: By 1940 the squadron badge of 3/KÜ.FL Gr.106 had changed and so had their primary mission. Statements by the allies that the unarmed Red Cross A/C were often engaged in military, as well as humanitarian roles and would therefore be treated as hostile, led to

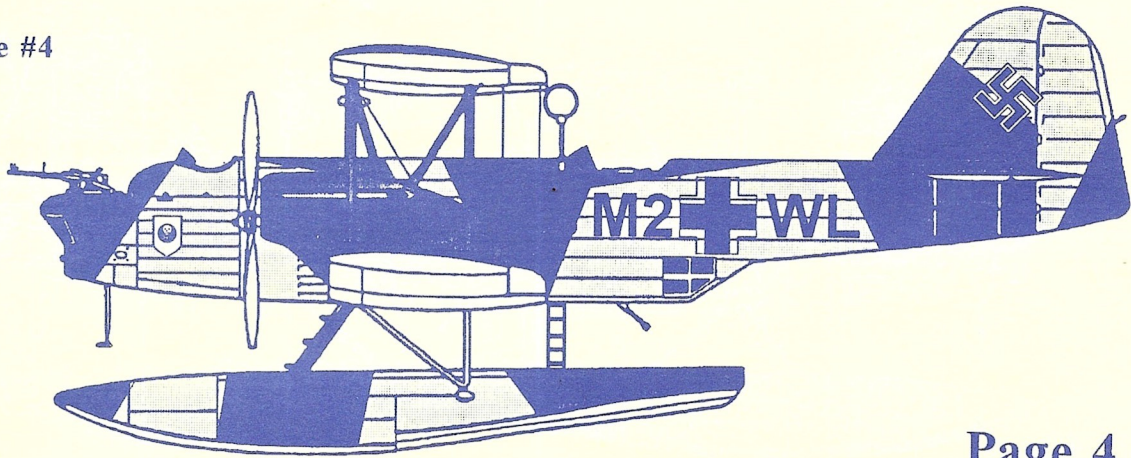
the re-armament and re-painting of the surviving A/C.

A drawing of our profiled aircraft appears on p. 106 of Model Art's *Camouflage and Markings of Luftwaffe A/C, Vol II*. A similar drawing, of squadron mate M2+TL can be found on page 50 of AERO's *Luftwaffe Pictorial #5* supplemented by a good photo on page 9 showing the huge underwing full chord national insignia common to most early-war camouflaged A/C. (See why we didn't include markings for these aircraft! Our decal sheet would have been as big as a football field.

Profile #3



Profile #4



Page 4 of 4

You will be needing national insignia 2" square!)

It appears most HE-59s were camouflaged to a directive which specified colors (72 and 73 over 65) as well as patterns which are virtually identical for so many A/C. We are unable, however, to provide precise upper wing patterns as we couldn't locate any clear photos.

Additional interesting photos for details and/or camo: Squadron Signal *Luftwaffe in Action Part 2*, p.35-7 contains seven very nice photos showing a variety of A/C from different angles. One interesting

photo of our M2+TL with clear camo demarcation lines on the floats - but not on the fuselage! Also a very nice starboard shot from tail toward front showing much fuselage/wing detail. The same photo appears on p.211 of *Koku-Fan Illustrated #33*. Two extremely interesting photos can be found in the Finnish Publication *Luftwaffe in Finland, Vol 1* p. 110. It is rare to find both port and starboard of one of these birds, but here, sure enough, is PP+AO, a D1 model, at rest before it's loss over Lake Ladoga. *Dora Kienfurst und Roto Vol. III*, P.161-163 has some

interesting shots including a close-up of our blue shield emblem for "3 Seenotgruppe" on the nose of a B1 and an Aegean based NE+UW with white engine cowlings and rudder. *AirFoil #5*, p. 22 has one photo of NV+AV, in Russian front markings, beached somewhere on the Baltic.

Well, hope this all helps
Happy Modeling!
Tom, Donna and Debbie

Addresses of helpful companies:

1) Military Aircraft Preview
c/o Three Geese Publishing
P.O. Box 98865
Tacoma Washington 98498-0865

If you're building or even just researching military aircraft, this magazine is a must.

2) Chine Lines
107 Troy Hills Road
Whippany, NJ 07981

The new special interest newsletter for floatplane and flying boat lovers published by Bill Devins and friends.

3) IPMS USA
P.O. Box 6138
Warner Robbins GA 31095-6138

The only organization in America that I know of specifically dedicated to the hobby of plastic scale modeling.

4) **AVIATION USK** - you may have heard of them - then again maybe not. Send Us(k) \$2.00 for a thick juicy catalog (16 pages) of rare and interesting kits and books.

AVIATION 

602 Front Street; Box 97
Usk, Washington 99180