


ŚMIGŁOWIEC RATOWNICZY UH-1H "SAR"



model do sklejania / model kit / modellbausatz

skala / scale 1:72

Uwaga:

Przed montażem należy dokładnie zapoznać się z instrukcją. Części modelu wyciąć delikatnie z ramki. Nierówności odciąć ostrym nożykiem i wyszlifować drobnym papierem ściernym. Do łączenia elementów należy używać kleju do polistyrenu. Małe części pomalować przed wycięciem z ramki i kleić po całkowitym wyschnięciu farby. Każdy element posiada numer identyfikacyjny.

Attention:

Study the instructions carefully prior to assembly. Remove parts from frame with a sharp knife or a pair of scissor and trim away excess plastic. Use plastic cement only. Paint small parts before detaching them from frame. A number identifies each plastic part.

Achtung:

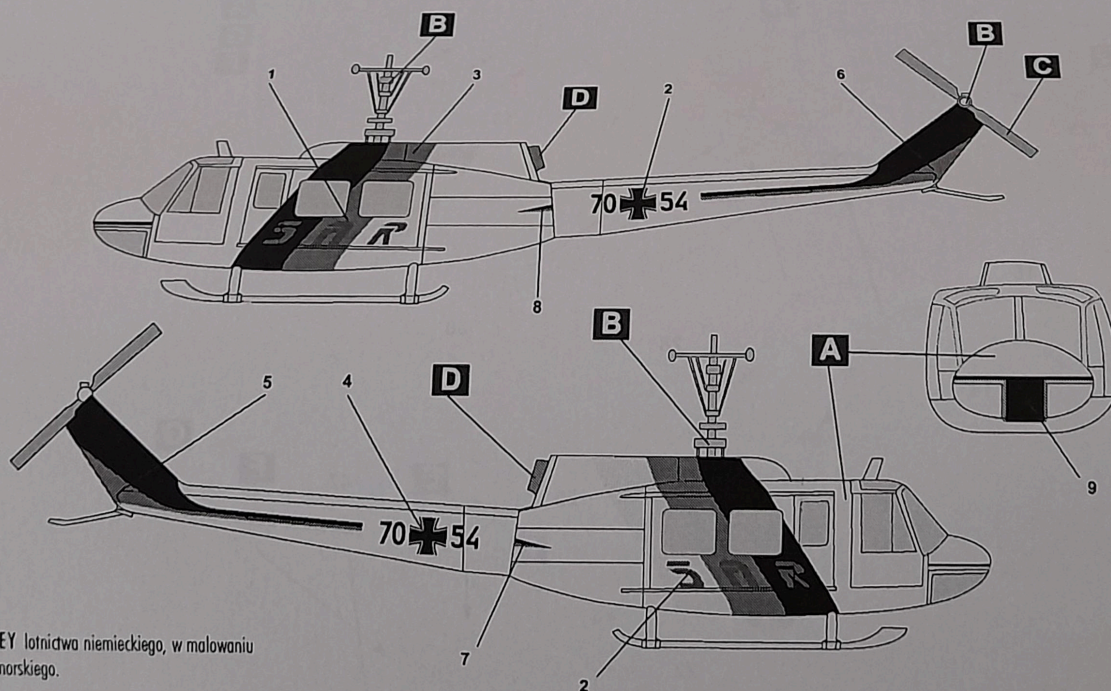
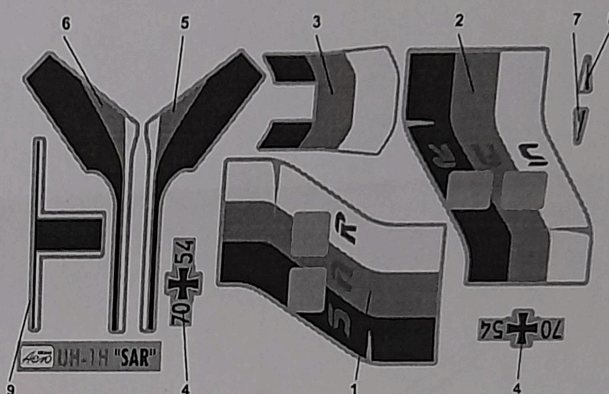
Vor der Montage die Zeichnung auf merksam studieren. Die einzelnen Montageteile mit einem Messer oder einer Schere vom Spritzling sorfailing entfernen. Eventuelle Grade werden mit einer Klinge oder feinem Schmirgel papier beseitigt. Bitte nur Plastikkleb-stoff verwenden. Kleine Teile anstreichen bevor Sie vom Rahmen enttert werden. Farben gut trocknen. Rrst dann den zusammenbau fortsetzen. Jedes teil ist nummeriert.

SCHEMAT MALOWANIA / KALKOMANIA


Instrukcja naklejania kalkomanii. Odciać znaki, zanurzyć w wodzie na 1/2 minuty. Wyjąć z wody, przyłożyć znak papierem do modelu i wysunąć papier.

Direction for applying the decals. Cut the required decals out of the sheet dip them into a glass of clean water for about 1/2 minute position the paper. For a better adhesion press them by means of a clean rag.


Anweisungen für Abziehbilder - Anbringung. Die benötigten Abziehbilder vom Blatt abschneiden, in ein Glas reines wasser für etwa 1/2 Minute eintauchen, auf das Model legen und dann vom Papier-bogen abnehmen. Um eine bessere Haftung zu erzielen die Abziehbilder mit einem reinen Tuch andrücken.




UH-1H HUEY lotnictwa niemieckiego, w malowaniu ratownictwa morskiego.




H 34
White




H 31
Slate Grey




H 67
Tank Grey




H 113
Rust




H 11
Silver




H 53
Gunmetal




H 33
Black




H 146
Aircraft Grey



H 120
Light Green

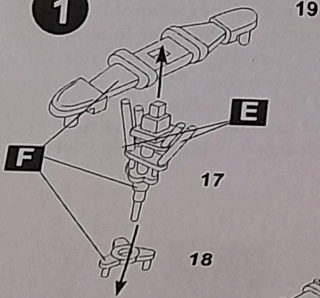


H 155
Olive Drab

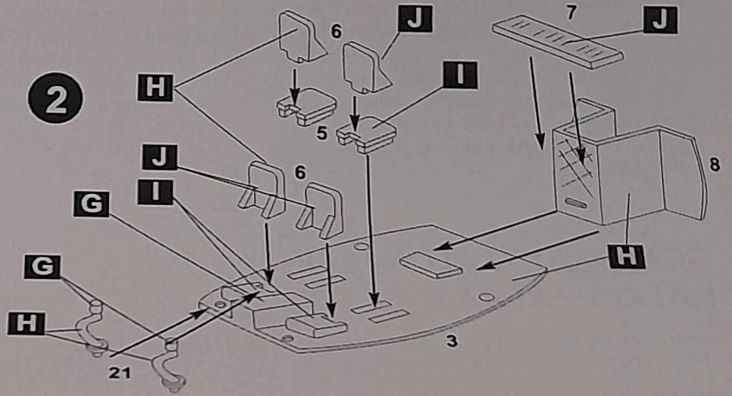


H 19
Red

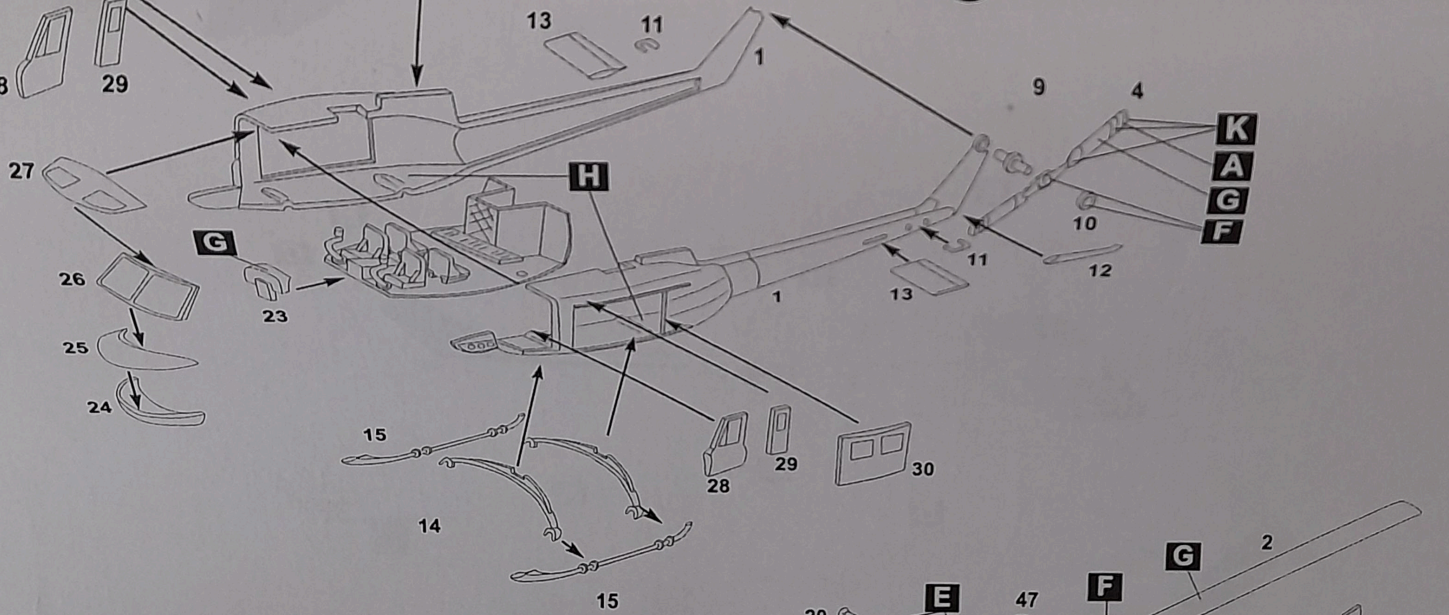
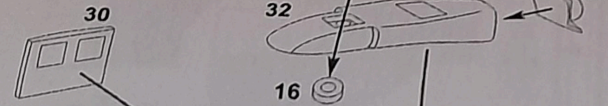

1



2



3



4

