




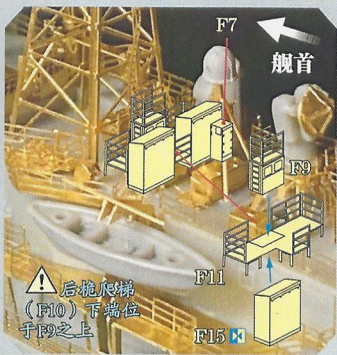
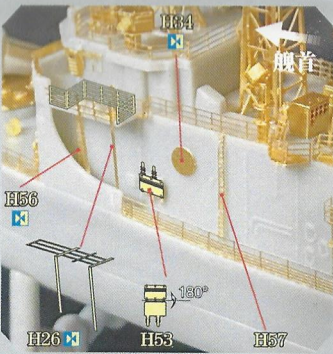
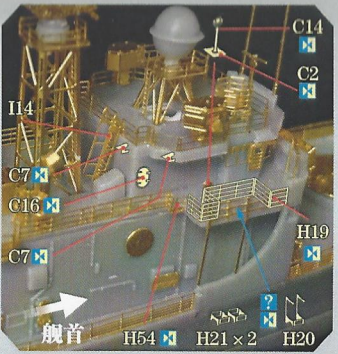
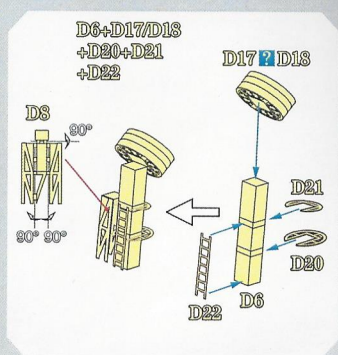










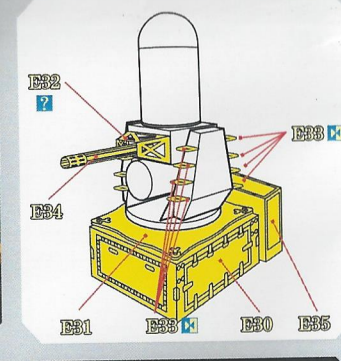





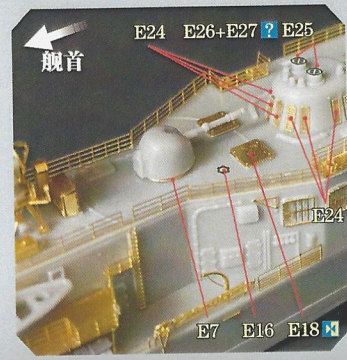



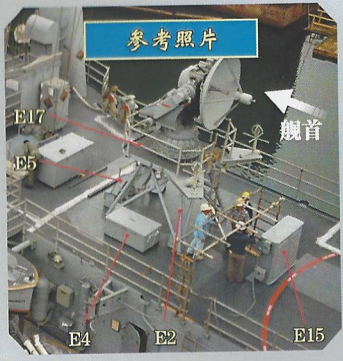
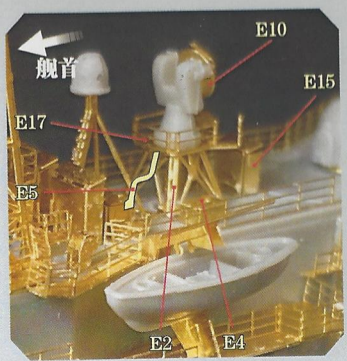


▲ 试模照与标注图形不同者，以标注图形为准

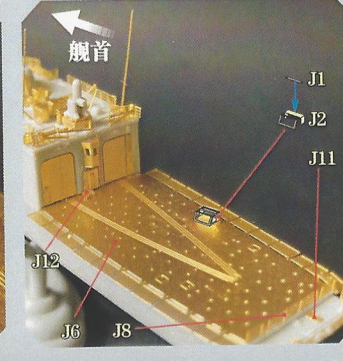

左右对称 选做(可不安装)

注意事项 按虚线折叠





可使用H4代替H1+H2+H3
可使用H8代替H9+H7




▲ 试模照与标注图形不同者，以标注图形为准



左右对称 选做(可不安装)


▲ 注意事项 按虚线折叠



1 2 3 4 5 8 54

180° 180°

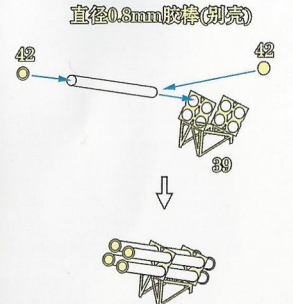
舰首



40 25 56 49

捕鲸叉

直径0.8mm胶棒(别亮)




42 42 39

参考照片



41 49



6 13 55 16 14 15 22


舰首



9 10 11 12

舰首

参考照片



25



44 47 46 45 50

舰首

30+31+32 27+28



21 27 28

舰首

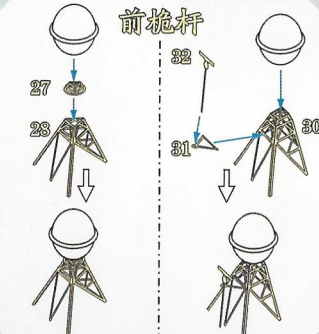


7 19 17 23 53


▲ 也可安装于对侧

舰首

前桅杆




27 28 31 32 30



20 29 34 18 35 33

▲ 前桅使用30+31+32时，不安装33

舰首



26 38 37 8 24

舰首

素组效果图(参考)



▲ 制作水线高速航行状态时，前部水翼使用43，后部水翼使用52
制作全底状态，前部水翼支撑使用48，后部水翼支撑使用51

