





J 34 Hawker Hunter Mk 50



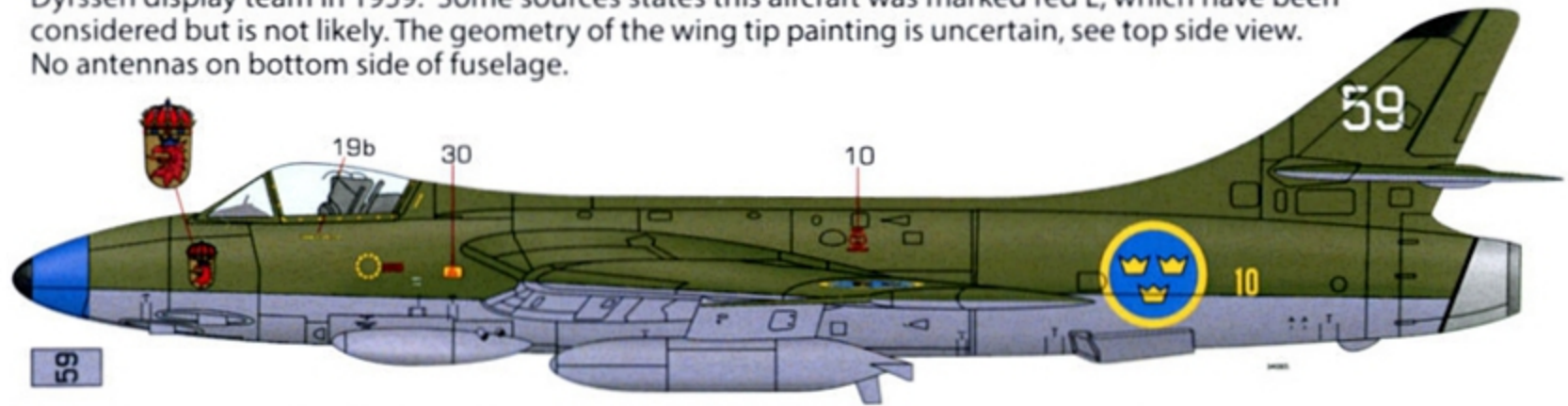
Z Nose gear door

J 34, 34011, Red Niklas - F18 Tullinge, Acro Hunters in September 1962. The display team Acro Hunters was active between 1956 and september 1962. The decor on the nose was only applied during the last three months when the team performed with a/c only from the first squadron (red). Before that, a/c were taken from all three squadrons. Acro Delta was a popular event at air shows but they were not allowed to perform abroad since that would not give any credit to the Swedish aircraft industry. The nose art was initially only (allowed) for the text only (without the 4x a/c), the four a/c were added without permission.



L

J 34, 34086, Blue Ludvig - F8 Barkarby/Stockholm. This aircraft was one of the airframes used by the Dyrssen display team in 1959. Some sources states this aircraft was marked red L, which have been considered but is not likely. The geometry of the wing tip painting is uncertain, see top side view. No antennas on bottom side of fuselage.

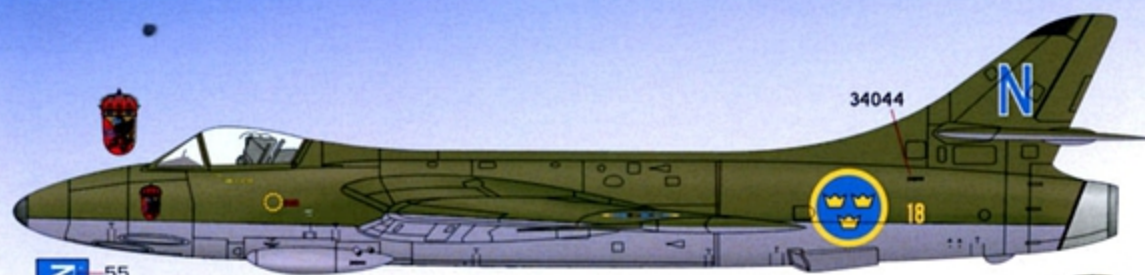


59

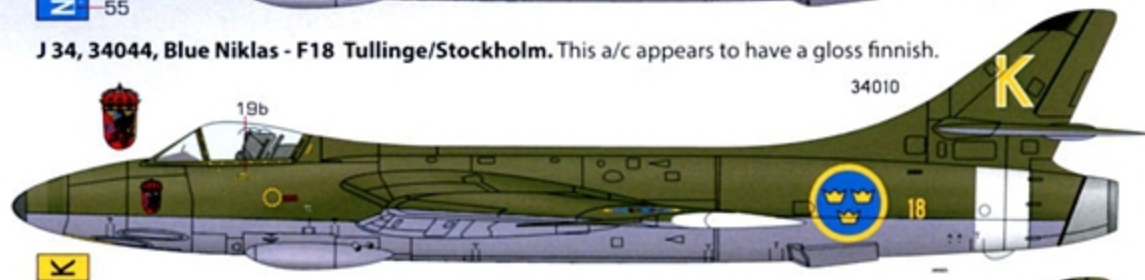
J 34, 34065, Blue 59 - F10 Ängelholm . Only second squadron at F10 flew Hawker Hunter.

US type station codes

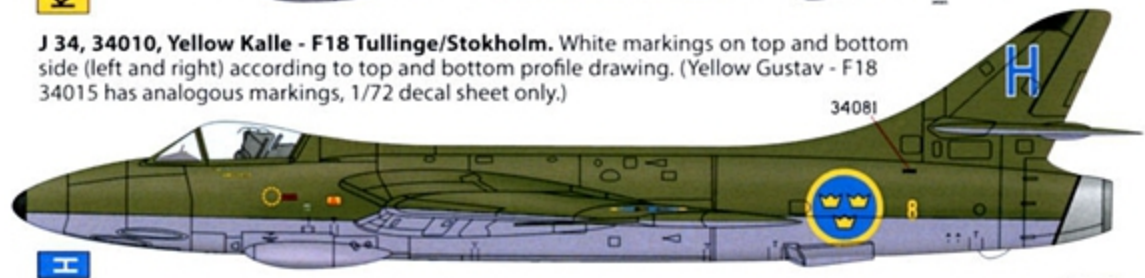
The tail fin station codes (also on nose gear door) at F10 were of US type and was a non-standard font, improvised by the chief at the paint shop; Bror "Rembrandt". He became inspired by the numbers on the NATO ships in the Danish marine base when he took the ferry from Helsingborg to Helsingör. The numbers survived to the Draken era at F10 (somewhat updated shape) but had to be removed when the chief of the Airforce became aware of it! The shape of the numbers was copied from a plastic model decal sheet (Microscale) via maintenance engineer Thomas Johansson who was a model builder.



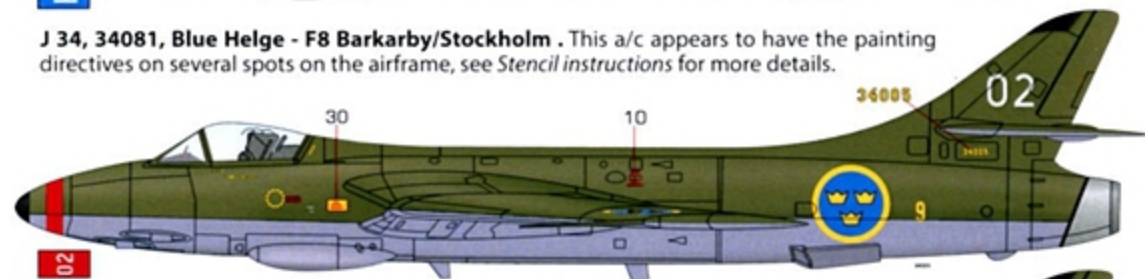
J 34, 34044, Blue Niklas - F18 Tullinge/Stockholm. This a/c appears to have a gloss finish.



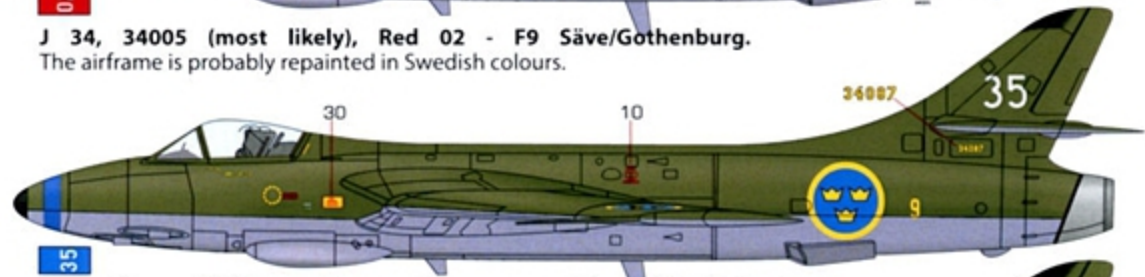
J 34, 34010, Yellow Kalle - F18 Tullinge/Stokholm. White markings on top and bottom side (left and right) according to top and bottom profile drawing. (Yellow Gustav - F18 34015 has analogous markings, 1/72 decal sheet only.)



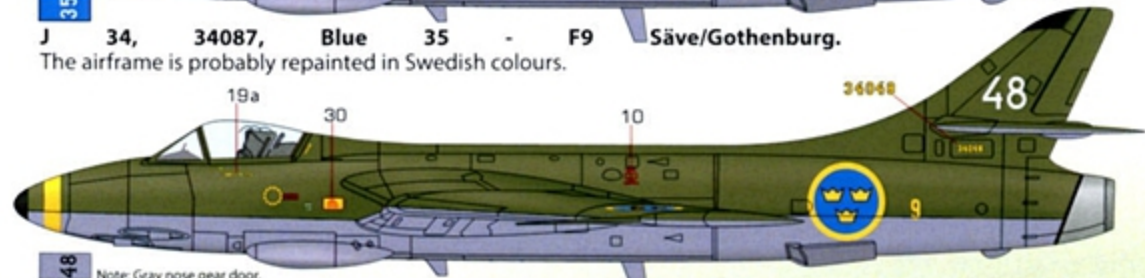
J 34, 34081, Blue Helge - F8 Barkarby/Stockholm. This a/c appears to have the painting directives on several spots on the airframe, see Stencil instructions for more details.



J 34, 34005 (most likely), Red 02 - F9 Säve/Gothenburg. The airframe is probably repainted in Swedish colours.




J 34, 34087, Blue 35 - F9 Säve/Gothenburg. The airframe is probably repainted in Swedish colours.



J 34, 34068, Yellow 48 - F9 Säve/Gothenburg. The airframe is probably repainted in Swedish colours.

Stencil instructions All Aircraft.



a Machine gun boxes
The machine gun boxes were individuals, loaded separated from the aircraft and should not be connected to any particular airframe. The decals 44 are the serial number of some boxes, examples seen in pictures. It is very hard to keep track of which boxes that were mounted on a specific aircraft at a certain time, so these numbers or decals might be mixed and matched according to imagination.

β DTD markings - Paint specifications
Many British aircraft have notations of which paint that should be used on different parts of the airframe, according to the DTD - Directorate of Technical Development. The Hawker Hunter was no exception and many (all?) of the Swedish Hawker Hunters had these at the time of delivery. For the individuals where these markings are identified, it is stated for each aircraft in these instructions, if decals 53 shall be used.

ε On inside of landing gear door.

Note: Different way of painting the leading edge. Some F9 a/c got this extended demarcation line when repainted.

The white exercise markings could vary some in shape.

Decals with versions a or b
Some stencils can be seen in slightly different versions in pictures. These versions are named "a" or "b" in the decal sheet. For a/c individuals where these details are verified, it's also included in actual side profile, otherwise it's free to use the artistic freedom.

γ Markings introduced 1964

Decal 36 and 37 are one combined decal; -decal 36 on the 1/72 decal sheet.

Modification of gun ports
Modification of the gun ports started in 1958 and were done regular periodic maintenance.

Note: Gray nose gear door.

J 34 Hawker Hunter Mk. 50 Painting and marking information

The first Swedish Hawker Hunter landed at F18 Tullinge 27 August 1955 and was used in the Swedish Air Force in a total number of 120 a/c. All aircraft were initially based at F18 Tullinge and F8 Barkarby (1957) but was later transferred to F9 Säve and F10 Ängelholm due to the decommission of F8 (1961-62) and the arrival of J 35 Draken at F18 (1962). F10 Ängelholm flew Hunters only at the second squadron. When the Hunters were delivered they had British colours closely matching Swedish standard colours. The British colours also had a thin layer of clear covering the complete airframe making the Hunters looking gloss and shiny. The clear soon got weathered, making the airframes looking rather patchy. Touch ups were also made with Swedish 058 and 325 making the airframes looking even more patchy. In the mid 60's the Hunters were completely repainted in Swedish 058 and 325 colours during regular maintenance (800 hours).

The Hunter fleet consisted of two subtypes, 34001- had Painting scheme was initially the RAF standard colours green and blue grey. During maintenance and larger overhauls airframes were retouched or totally repainted in Swedish standard colours Olive green and Blue repainting is not likely to be applicable for a/c from F8 or F18).

British Gray
This is an unknown initial british manufacturer colour mixed to match the Swedish Blue grey. It appears to be more weather resistant compared with the Swedish original.

British Olive Green
Close FS number: 34138/34187
Close Tamiya:
Close Humbrol:

Blue Grey 058
Close FS number: 36314/36329/35237
Mr. Paint: MRP 175
Hataka: HTK-A029 HTK-C029

Olive Green 325
Close FS number: 34138/34187
Mr. Paint: MRP-217
Hataka: HTK-A052 HTK-C052

Pylon for drop tank
The pylons were a/c specific and hence marked with a/c serial numbers, also marked left and right, use decal 3R & 3L correspondingly.

Pylon with sidewinder launcher
The pylons were a/c specific and hence marked with a/c serial numbers also marked left and right, use decal 3R & 3L correspondingly.

White wings tips for exercise markings on 34058 Yellow Kalle F18 (also yellow Gustav 34015 for 1/72 decals). Right and left side and top and bottom. The shape of the area is somewhat uncertain.

Red wing tips on 34086 blue L. Right and left side and top and bottom. The shape of the area is uncertain.

Especially thanks to:
Leif Fredin
Tor Karlsson
Thomas Johansson

Colour references
♦ Urban Fredrikssons colour chart at ipms Stockholms web site

♣ Decal 50 has wrong position in the drawing in "Hawker Hunter i Sverige, Bo Widfeldt & Åke Hall

★ Kronmärkt, L Fredin, L Hellström
ISBN 91-7243-003-6