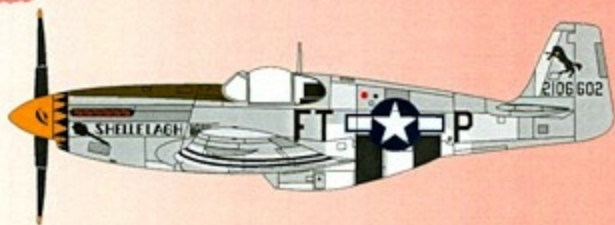


AeroMaster.

48-225

LIVE BAIT



NINTH AF
Mustang Aces



*Grim
Reaper*




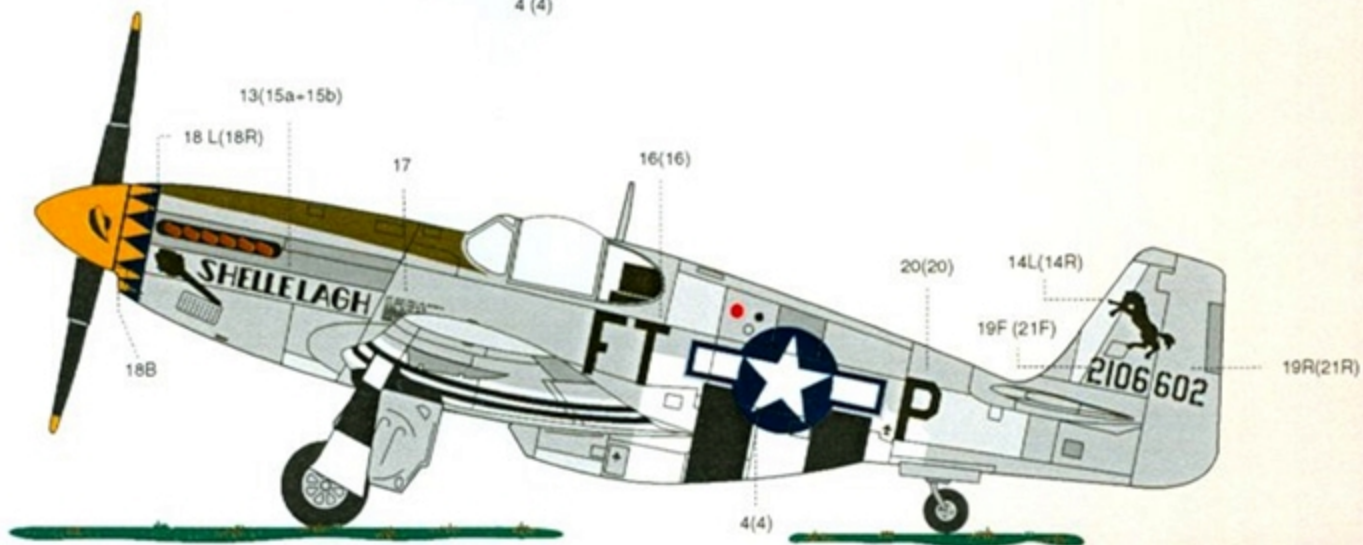
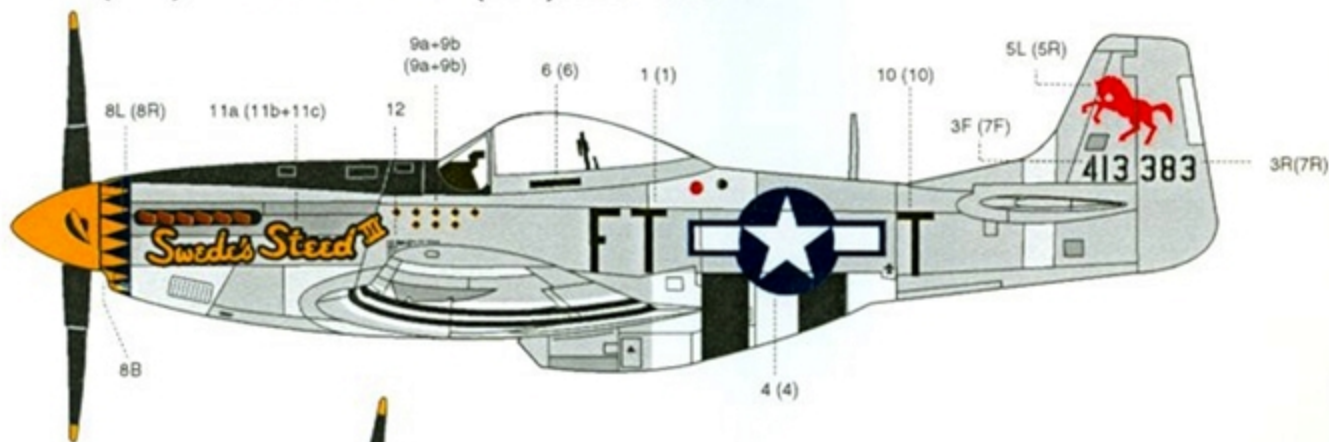
48-225

AeroMaster Decals™

3615 NW 20th Ave • Miami, Florida 33142 • USA
Tel. (305) 633-7398 • Fax (305) 638-4197

NINTH AF Mustang Aces

48-225



Ana 601 Insignia
White

Chrome Yellow

U.S. Neutral Gray

U.S. Olive Drab

U.S. Insignia Blue

Ana 604 Black

FS 37880

FS 13538

FS 36173

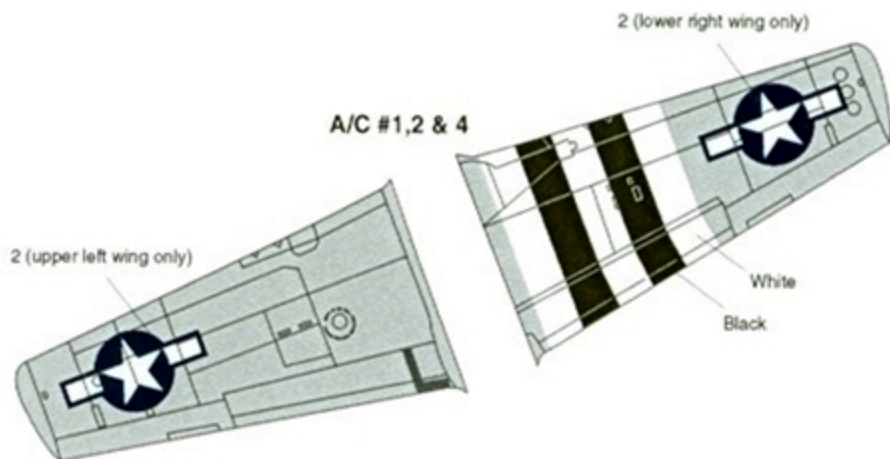
FS 34087

FS 35044

FS 37038

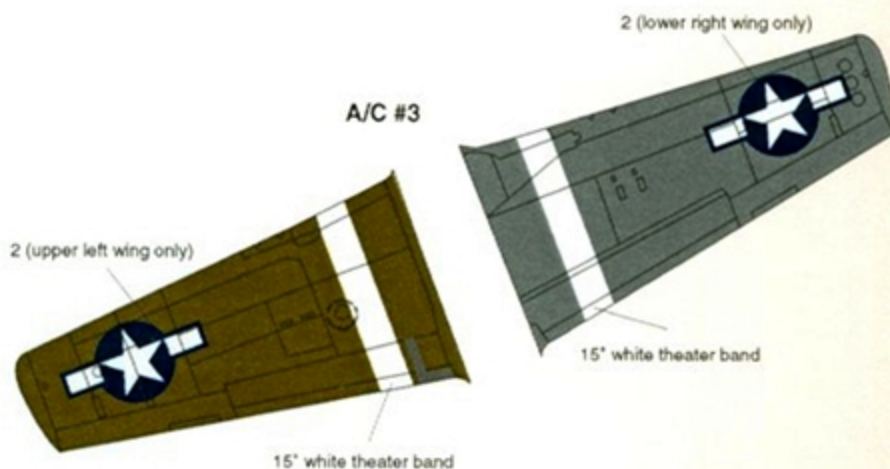
A/C #1

P-51D "Suede's Steed III", 44-13383, flown by 1st. Lt. William Y. 'Swede' Anderson, 353rd FS, 354th FG. This aircraft was overall duraluminum with black anti-glare panel. It is uncertain if the nose art and the kill markings were repeated on the opposite side of the aircraft. D-Day invasion stripes were applied to the fuselage and the wings. Paint the spinner, the area below the spinner and the intake Insignia Yellow prior to applying decals 8R, 8L and 8B.



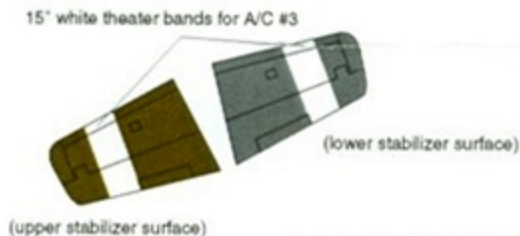
A/C #2

P-51B "SHELLELAGH", 42-106602, flown by Capt. Kenneth H. Dahlberg, 353rd FS, 354th FG. Overall duraluminum finish with olive drab anti-glare panel. This aircraft carried D-Day invasion stripes on the fuselage and the wings. Paint the spinner and the air intake lip below the spinner Insignia Yellow prior to applying decals 18R, 18L, and 18B. It is not known if the personal marking 'SHELLELAGH' was carried on the opposite side of the aircraft. Extra components of the personal marking are supplied in the event it did appear on the starboard side of the aircraft.



A/C #3

P-51B "LIVE BAIT", 43-12451, flown by Capt. Clayton Gross, 355th FS, 354th FG. The aircraft was painted olive drab over neutral gray with white spinner/nose band and theater stripes. It is not known if the nose art or mission markings were carried on the opposite side of the aircraft.



A/C #4

P-51D "Grim Reaper", 44-63702, flown by Capt. Lowell K. Brueland, 355th FS, 354th FG. This aircraft was overall duraluminum with olive drab anti-glare panel. D-Day invasion stripes were applied to the fuselage and the wings. The spinner was blue. Paint the air intake lip under the spinner white before applying decals 39R, 39L, and 39B. It is uncertain if the nose art and the kill markings were repeated on the opposite side of the aircraft. Extra components of the personal marking are supplied should application the starboard side be desired.

Suggested Kits:

Accurate Miniatures P-51B
 Monogram P-51B
 Tamiya P-51B/C
 Monogram P-51D
 Tamiya P-51D
 Hasegawa P-51D

NOTE: It is not known if D-Day invasion stripes were carried on the upper surfaces of the wings for a/c 1, 2 & 4. It is unlikely that they were since the application of the invasion stripes to the upper wings was abolished after only a few months. Consult your references for more information.

***NOTE:** P-51's were delivered in a standard finish consisting of natural metal on the fuselage, vertical fin, and horizontal stabilizers. The majority of the upper and lower wings were painted aluminum lacquer with all rivets and joints sealed to provide smoother airflow over the laminar flow wing. Ailerons and flaps were left in natural metal.

References:

1. Mustang Aces of the Ninth & Fifteenth Air Forces, by Jerry Scutts, Osprey Aircraft of the Aces • 7. 1996.
2. P-51 in action, Squadron Signal Pub., 1981.
3. P-51 in color, Squadron Signal Pub., 1982.
4. P-51 Mustang, Model Art No.401.
5. P-51 Mustang, Aero Detail #13, 1995.
6. P-51 Mustang special, Squadron Signal Pub., 1995.

Recommended AeroMaster Warbird Colors Acrylic

1001 Gloss Clear	1015 Blue
1002 Semi-Gls Clr	1016 Green
1003 Flat Clear	1040 U.S. Olive Drab 41
1004 Tire Black	1041 U.S. O. D. 41 (Faded)
1011 Yellow	1043 U.S. Neutral Gray 43
1012 White	1049 US Interior Green
1013 Black	1050 US Interior Yellow
1014 Red	1051 US Orange Yellow

Recommended AeroMaster Warbird Colors Enamels

9001 Black	9012 Flat Clear
9002 White	9013 Semi-Gls Clr
9003 Yellow	9014 Gloss Clear
9004 Blue	9040 U.S. Olive Drab 41
9005 Red	9041 U.S. O. D. 41 (Faded)
9010 Tire Black	9043 U.S. Neutral Gray 43
9011 Glaze	

If you have suggestions for future subject matter, AeroMaster would like to hear from you. Our goal is to provide high quality, well researched decals of unusual and interesting subjects. We value our customers' input, so if you have specific suggestions or photographs of unusual subject matter which you would be willing to share, please contact: