



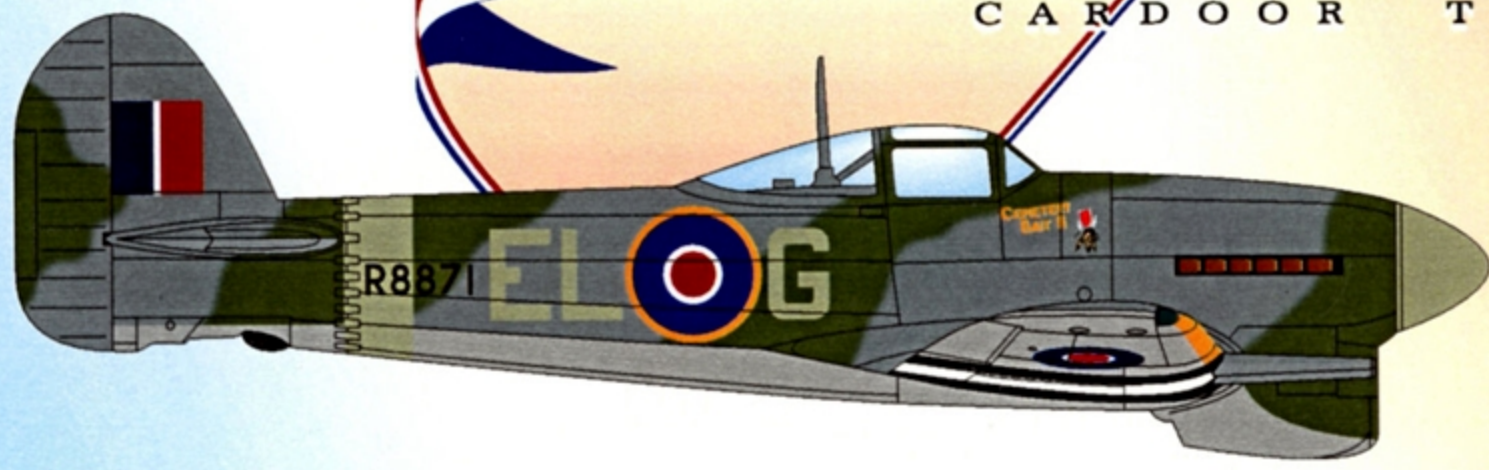
AeroMaster

48-373

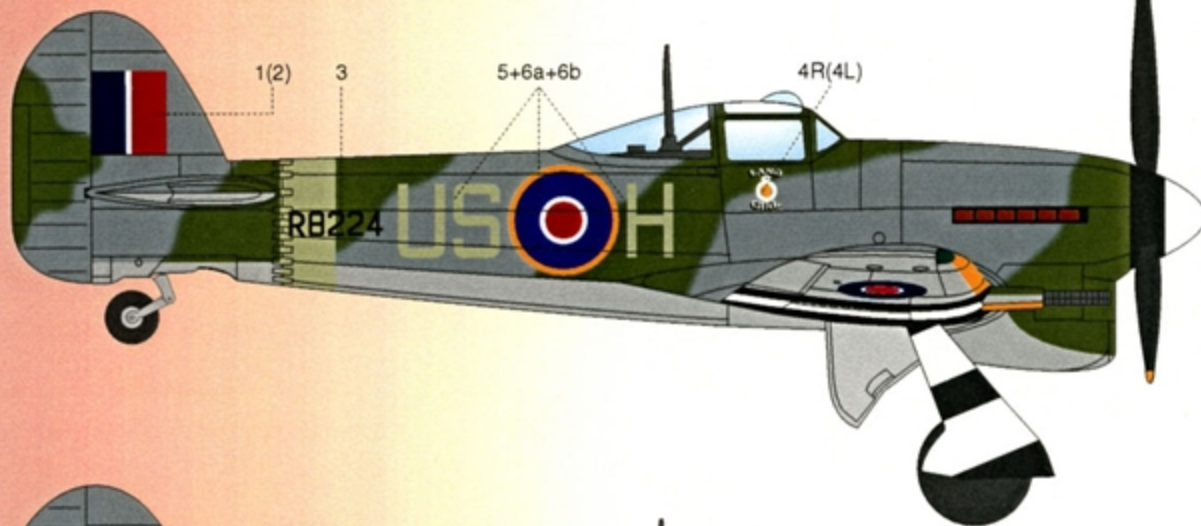


Storms in the Sky Part IX

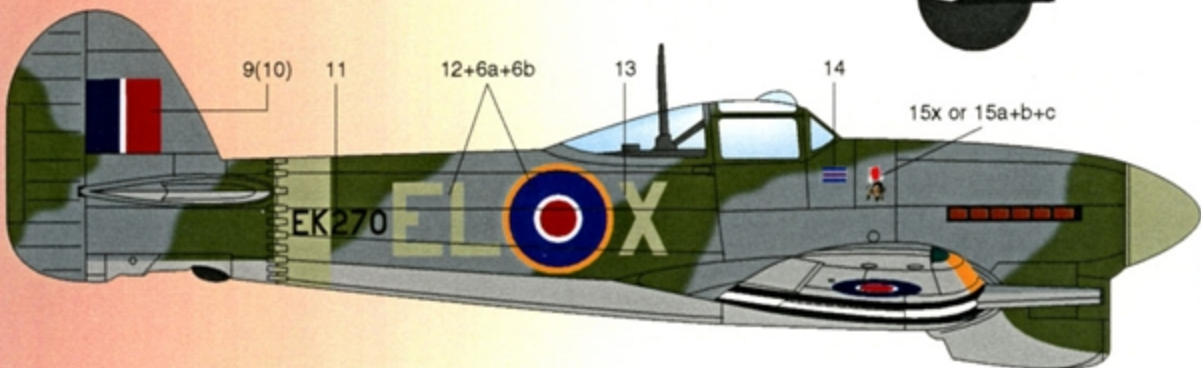
CARDOR TYPHOONS



48-373

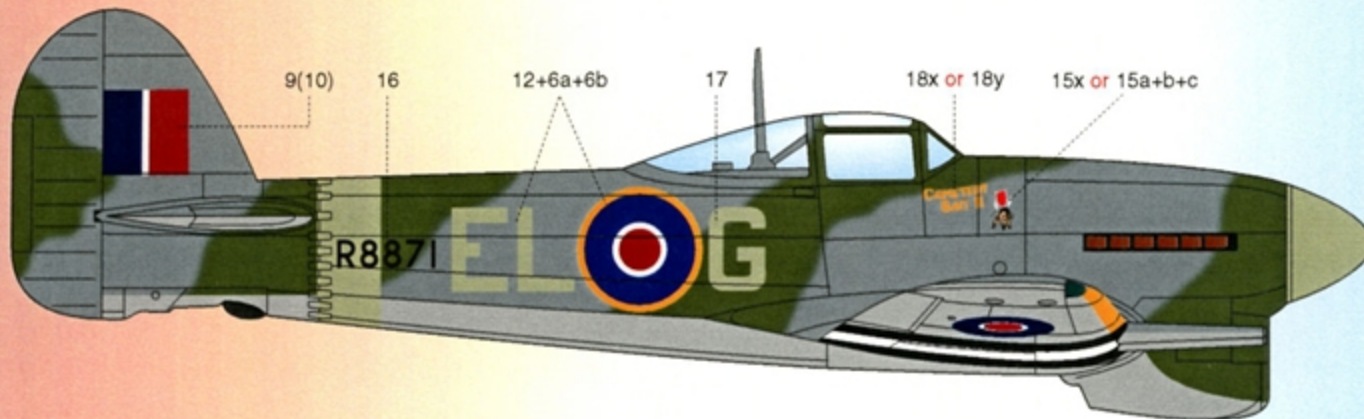


R8224 of 56 Sqn., one of only 15 Typhoons constructed by Hawker, sports standard RAF Dark Green and Ocean Gray over Medium Sea Gray camouflage — supplemented by a White/Black prop spinner, four 1 ft.-wide Black I.D. stripes on a White background beneath the wings and a 1 ft.-wide Yellow band across the top wing, aft of the inboard cannon fairing (decals 7 & 8). Note the Yellow inboard cannons (all cannons unfaired). Also note canopy blister and 18" Sky fuselage band. This machine appears to have carried the earlier 27"-high fin flash style. However, it could be just our interpretation of the picture. If you do not agree, simply trim 1/16" off one of the ends. Prop blades are Black with 4"-high Yellow tips. This machine is depicted as it appeared in the summer of 1943.

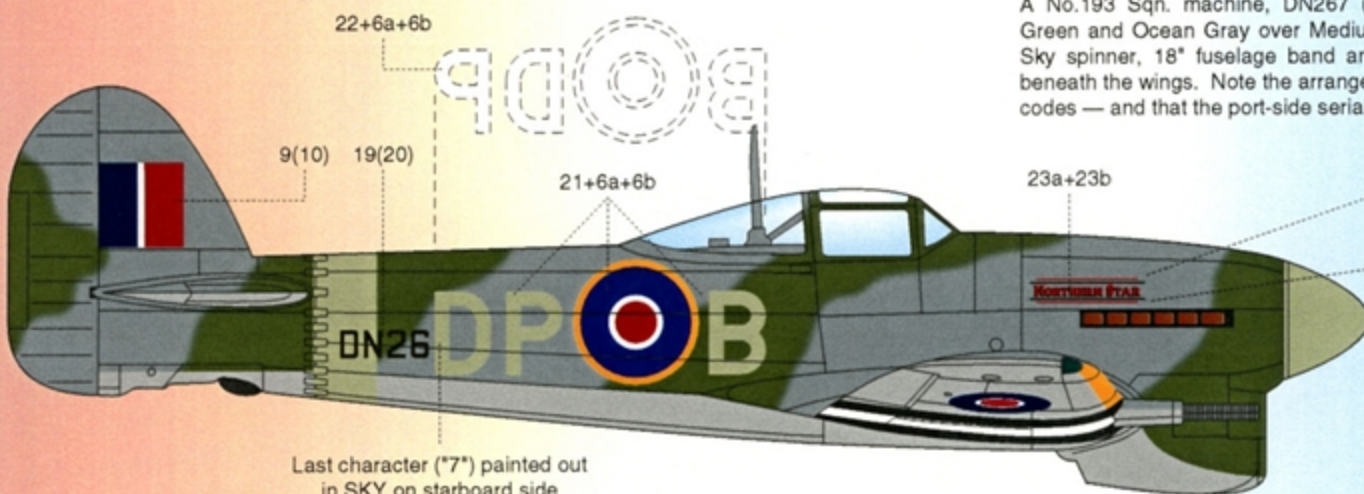


No.181 Sqn. Leader Crowley-Milling's mount (EK270) in June 1943 again sports the standard Dark Green and Ocean Gray over Medium Sea Gray colors. Note the canopy blister, faired canon, Sky spinner and 18" fuselage band — as well as the Black & White I.D. stripes beneath the wings. Decals 15x or 15a/15b/15c were **ONLY** carried on the starboard side.

Another No.181 Sqn. machine in mid-1943, R8871 ("Cemetery Bait II") wears standard Dark Green and Ocean Gray over Medium Sea Gray. Note the Sky spinner, 18" fuselage band and Black & White I.D. stripes beneath the wings. Decals 15x or 15a/15b/15c were probably only carried on the starboard side.



Decal # 18 "Cemetery Bait II", could have been Yellow or White. Both are provided. Use your discretion.



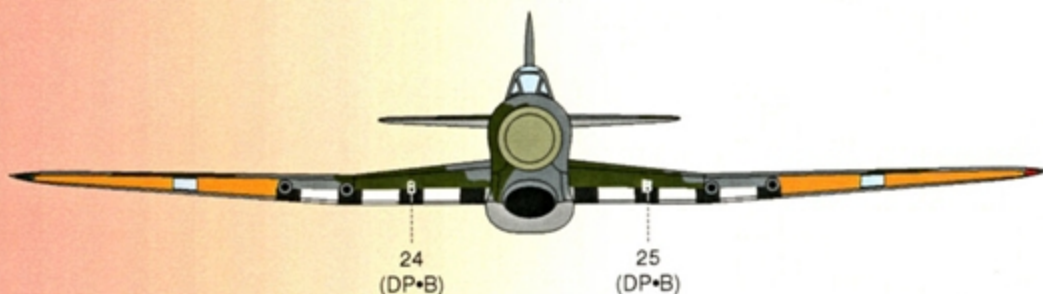
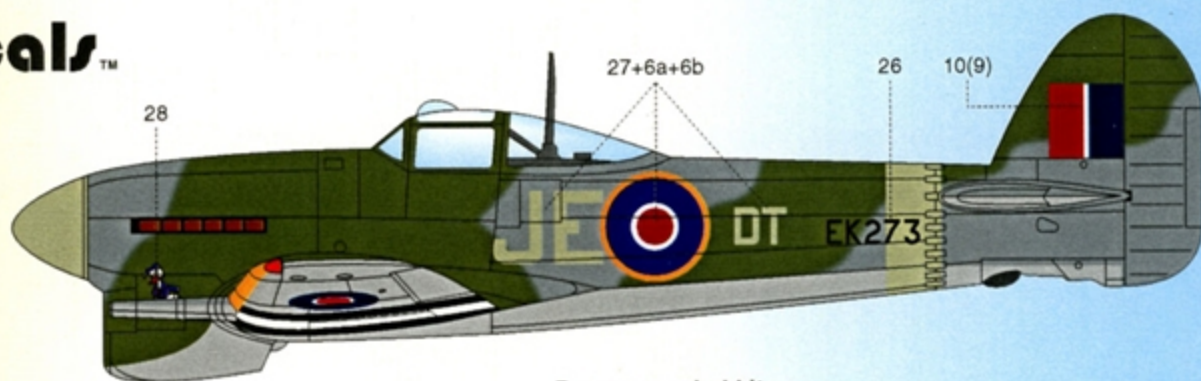
A No.193 Sqn. machine, DN267 ("Northern Star") sports Dark Green and Ocean Gray over Medium Sea Gray. Faired canons, Sky spinner, 18" fuselage band and Black & White I.D. stripes beneath the wings. Note the arrangement of the port-side fuselage codes — and that the port-side serial is complete.

NORTHERN STAR

Last character (*7) painted out in SKY on starboard side

AeroMaster Decals™

Donald Duck graces the port-side nose of EK273 of 195 Sqn. Sqn Leader Don "Butch" Taylor's mount wears standard RAF day fighter camouflage — supplemented by a Sky spinner, 18" Sky fuselage band and Black & White I.D. stripes beneath the wing. Note the faired canon and unusual fuselage code presentation. Disregard decal 29.



Recommended kits:

1. Monogram Typhoon & KMC "Car Door" conversion set (item # 48-4018).
 2. Series of KMC typhoon accesories & conversion.
- All KMC products are available from AeroMaster.**

Recommended AeroMaster Warbird Colors Acrylic

1001	Gloss Clear	1014	Red
1002	Semi-Gls Clr	1015	Blue
1003	Flat Clear	1016	Green
1004	Tire Black	1111	Dk. Green
1011	Yellow	1112	Ocean Gray
1012	White	1113	Med. Sea Gray
1013	Black	1114	Sky

Recommended AeroMaster Warbird Colors Enamels

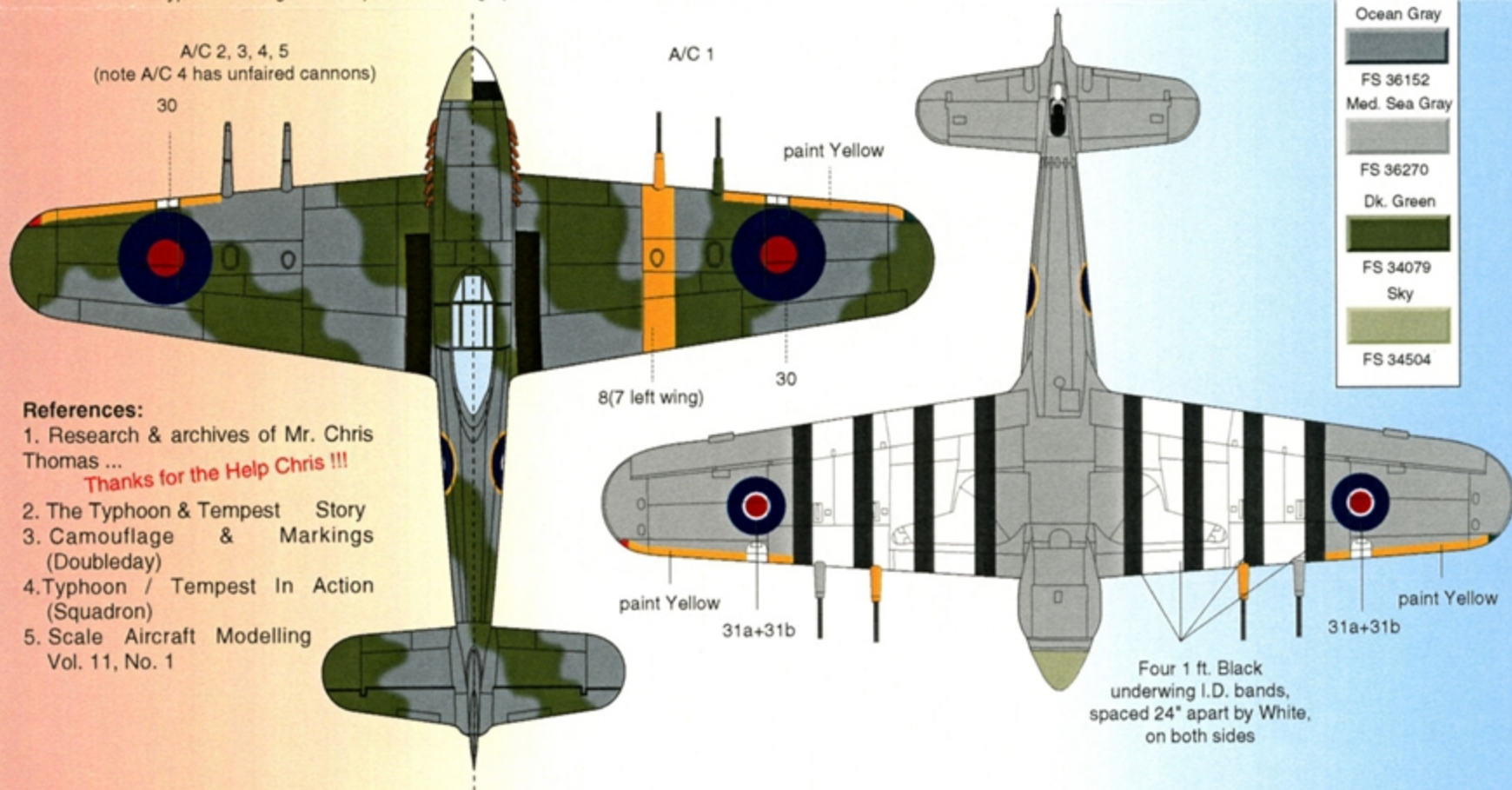
9001	Black	9012	Flat Clear
9002	White	9013	Semi-Gls Clr
9003	Yellow	9014	Gloss Clear
9004	Blue	9111	Dk. Green
9005	Red	9112	Ocean Gray
9010	Tire Black	9113	Med. Sea Gray
9011	Glaze	9114	Sky

Color Notes on Typhoon.

Cockpits were Interior Green until 1942, when they changed to Black. Seats were Natural Metal or Black and had an armored headrest. Seat belts and shoulders were Tan or Green.

We would like to remind you that extra Typhoon markings are available in AMD 48-244.

Yellow gun fairings and upper wing bands are featured on A/C 1 only; typical markings of 56 sqdn. Camouflage pattern is the same for all 5 A/C.



References:

1. Research & archives of Mr. Chris Thomas ...
Thanks for the Help Chris !!!
2. The Typhoon & Tempest Story
3. Camouflage & Markings (Doubleday)
4. Typhoon / Tempest In Action (Squadron)
5. Scale Aircraft Modelling Vol. 11, No. 1

If you have suggestions for future subject matter, AeroMaster would like to hear from you. Our goal is to provide high quality, well researched decals of unusual and interesting subjects. We value our customers' input, so if you have specific suggestions or photographs of unusual subject matter which you would be willing to share, please contact:

AeroMaster Decals™
3615 NW 20th Ave • Miami, Florida 33142 • USA