

WIRRAWAY

1/72nd
Scale

Kit. V0511

The Commonwealth Aircraft Corporation **Wirraway** is one of Australian aviation's most significant aircraft. It was a licence built version of the North American NA 16 and, at the outbreak of War in the Pacific, the only combat aircraft in production in Australia.

Wirraways served Australia right through WW II and Post War till 1959 in Air Force, Navy and Civil guise. This kit includes decals for all three areas plus a rare American Wartime scheme.

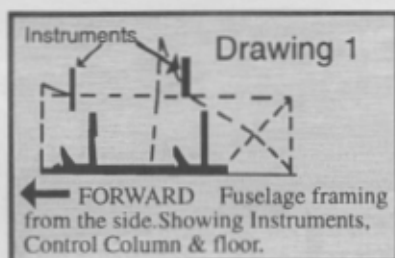
Ventura

ASSEMBLY GUIDE

Read this before you begin assembly.

- Wash all parts in soapy water to remove mould release agent.
- Saw parts from their sprues and clean up with a modelling knife. We strongly recommend the modeller use a knife rather than a file to trim away excess sprue endings.
- Some small parts (e.g. radio aerials, pitot tube) must be provided from the spares box.
- Two canopies are provided in case of accidents during assembly.
- Use epoxy glue whenever joining plastic to pewter parts.
- The key to success with this and all VENTURA kits is careful parts preparation before cementing, rather than using quantities of filler afterwards!

1




Cockpit. The Wirraway's cockpit was very similar to an early Texan / Harvard and Squadron Signals "In Action" No. 94 has two good reference photographs.

The Wirraways cockpit was rather "busy" and Drawings 2-4 are provided as a jig to build the internal fuselage tubular structure. This tubing was painted silver as were most other interior areas. Instrument panels were black and should be mounted as per the drawings. Mount the front seat to the roll over structure and position the rear seat on a pedestal made from sprue. A white metal rear gun is provided, however this would have only rarely been carried by any of these peace time aircraft.

Drawing 2



2



Fuselage. Cement rudder pedestal floor boards and control columns to a fore/aft rod which runs under the floor panels (refer to Drawing 1) .Thin down the cockpit walls, particularly around the sills.

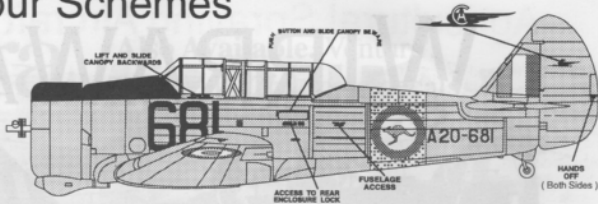
Drawing 4
Head on view
of roll over
structure



Colour Schemes

Australian Post War Trainer Colours

Wirraway 681 was from the last batch of machines built. It was fitted with the so called "dive bomber" wing. This had provision for an increased bomb load and dive brakes.



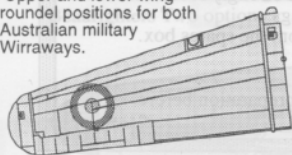


Colour scheme is Australia's post War trainer scheme of silver overall, black antiglare panel and yellow fuselage band. No yellow wing bands were carried during the period represented by this decal.

A20-681 on 4/12/58 at Point Cook wearing rounded style codes. The picture shows a line up of 20 Wirraways (one for every year of service) prior to a fly past over Melbourne on their last day of service with the RAAF


Below
A20-681 with "square" codes.

Upper and lower wing roundel positions for both Australian military Wirraways.



Above
The CAC 16 "dive bomber" brakes.

The Royal Australian Navy was provided with 17 Wirraways including A20-469 a CAC 9. It was taken on charge in August 1952 and struck off in 1957. Colour scheme is silver with dark blue upper fuselage decking. Our references show 469 with silver wheel hubs and silver paint over sprayed onto it's tyres!



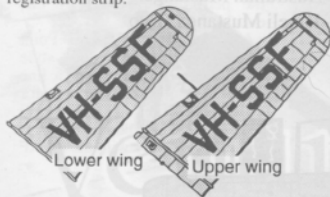

Produced by:-
Ventura Hobby Products,
P.O. Box 10-213
Wellington, N.Z.

Agricultural Spraying Aircraft

In the 1950's and 60's the Super Spread Company used two CAC 16 Wirraways as topdressing aircraft, VH SSF ex A20-692 (as per this decal) and VH-SSG ex A20-696. Colour scheme was silver overall with black anti-glare panel. Propeller was all black with yellow tips.

Super Spread equipped each aircraft with P-51 Mustang 45 gallon drop tanks modified to dispense sprays through nozzles which passed through the wing and over it's trailing edge

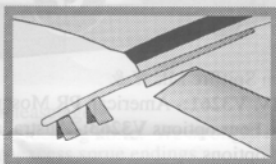
VH-SSG had an identical colour scheme except for the lack of white in it's tail registration strip.




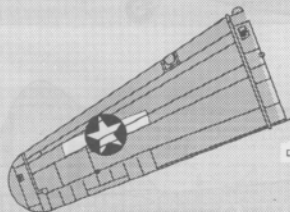
Super Spreads two Wirraways. VH-SSF's tail is visible behind VH-SSG's cockpit.



Super Spreads VH-SSF.



Spray Nozzles



A rare example of a Wirraway in American service. This decal option is for ex RAAF machine A20-527. An American Olive Drab / Neutral Gray scheme has been applied together with roughly painted stars-&-bars in four positions. Note that the engine cowling is white.

Also Available

Supermarine 1/72 scale

Seafire Mk XV "A" frame hook

Ventura

Kit. V0512

Includes:- Wing kit drawings, detail photographs, French & Canadian decal, three options, two crystal clear canopies, metal accessory parts.
Made in NZ

Made in NEW ZEALAND

Also Available

Supermarine 1/72 scale

Spitfire Mk XVIII

Ventura

Kit. V0201

Includes:- Two decal options, Two crystal clear canopies, metal accessory parts.
Made in NZ

Made in NEW ZEALAND

Ventura

Also Available. Ventura's
unique 1/32nd scale decals.

V3251:- Bf109G's, "Defence of the Reich"
bands. Two options.

V3252:- Yugoslav
Bf109G-10. **V3253:-**
Australian & American
P-40's, Pacific Theatre.

Two options. **V3254:-** New Zealand Mustangs. Two options. **V3255:-** Australian Mustangs.
Two options. **V3256:-** American PR mustangs. Two options. **V3257:-** Israeli Mustangs. Two
options.

V3258:-

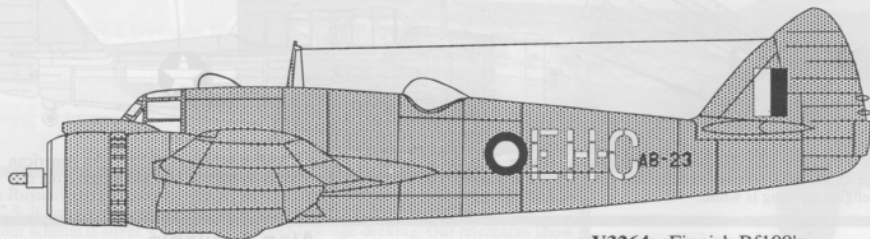

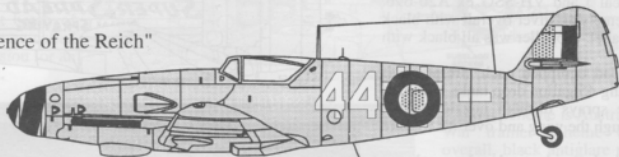
New
Mexico
ANG.
Mustang.

V3259:-
Kentucky
ANG.

Mustang.

V3260:- American Spitfire Mk. V &

Russian PR Mk. IV. **V3261:-** American PR Mosquitos. Three options. **V3262:-** "High
Altitude" Bf109's. Four options **V3263:-** Australian
Beaufighters Two options



V3264:- Finnish Bf109's.

Three options. **V3266:-** New Zealand
Corsair **V3267:-** Captured American
Bf109F 79th. FG.

